

We do not seek merely to expand our business volume. Rather, we are dedicated to the use of our unique, innovative technology to contribute to the culture, benefits and welfare of people throughout the world.

It is the intention of our corporation to grow hand-in-hand with our employees, encouraging and aiding them to reach their full potential and improve their standard of living.

Our future prosperity is directly linked to the prosperity of our customers, dealers and shareholders ...indeed, the entire Sharp family.

Sharp Corporation is dedicated to two principal ideals: **"Sincerity and Creativity"**  
By committing ourselves to these ideals, we can derive genuine satisfaction from our work, while making a meaningful contribution to society.

Sincerity is a virtue fundamental to humanity ... always be sincere.

Harmony brings strength ... trust each other and work together.

Politeness is a merit ... always be courteous and respectful.

Creativity promotes progress ... remain constantly aware of the need to innovate and improve.

Courage is the basis of a rewarding life ... accept every challenge with a positive attitude.

Management Representatives

Po-Hsuan Wu, Executive Deputy Chairman  
Masahiro Okitsu, President & CEO

Business Activities

Mainly manufacturing and sales of telecommunications equipment, electric and electronic application equipment, and electronic components.

Incorporation

May 1935 (Founded: September 1912)

Employees

Consolidated: 42,093  
Japan: 16,739 / Overseas: 25,354 (as of September 30, 2024)

Management Direction

Medium-Term Management Direction (on May 14, 2024)  
[https://global.sharp/corporate/ir/event/policy\\_meeting/pdf/240514Presentation.pdf](https://global.sharp/corporate/ir/event/policy_meeting/pdf/240514Presentation.pdf)

Statements of Income

	FY2022		FY2023		FY2024 Forecasts	
	Amount	Amount	Y on Y	Amount	Y on Y	Amount
<b>Net Sales</b>	<b>2,548.1</b>	<b>2,321.9</b>	-8.9%	<b>2,130.0</b>	-8.3%	
<b>Operating Profit</b>	<b>-25.7</b> (-1.0%)	<b>-20.3</b> (-0.9%)	-	<b>20.0</b> (0.9%)	-	
<b>Ordinary Profit</b>	<b>-30.4</b> (-1.2%)	<b>-7.0</b> (-0.3%)	-	<b>1.0</b> (0.0%)	-	
<b>Bottom-line Profit*</b>	<b>-260.8</b> (-10.2%)	<b>-149.9</b> (-6.5%)	-	<b>TBD</b>	-	

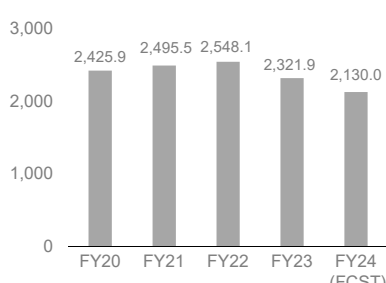
Balance sheets

	FY2022		FY2023	
	Amount	Amount	Change	Amount
Current	1,087.0	990.2	-96.8	
Non-current	685.8	599.8	-86.0	
<b>Assets</b>	<b>1,772.9</b>	<b>1,590.0</b>	-182.9	
Current	882.5	856.3	-26.2	
Non-current	668.0	576.2	-91.7	
<b>Liabilities</b>	<b>1,550.5</b>	<b>1,432.6</b>	-117.9	
Equity	208.4	142.4	-66.0	
<b>Net Assets</b>	<b>222.3</b>	<b>157.4</b>	-64.9	
<b>Liabilities + Net Assets</b>	<b>1,772.9</b>	<b>1,590.0</b>	-182.9	

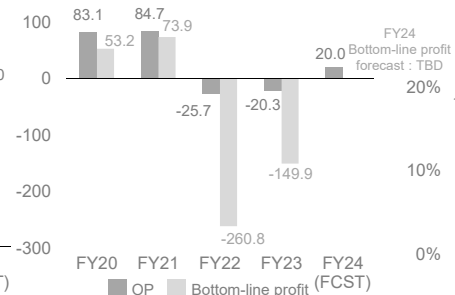
Statements of Cash Flows

	FY2022		FY2023	
	Amount	Amount	Change	Amount
<b>Operating CF</b>	<b>+14.7</b>	<b>+124.4</b>	+109.7	
<b>Investing CF</b>	<b>-40.9</b>	<b>+10.8</b>	+51.8	
<b>Financing CF</b>	<b>-18.4</b>	<b>-149.6</b>	-131.1	
<b>FCF</b>	<b>-26.2</b>	<b>+135.3</b>	+161.5	

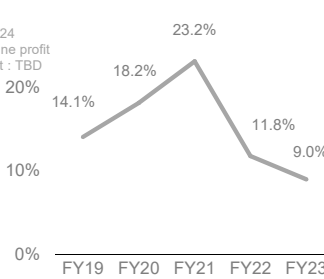
Net Sales



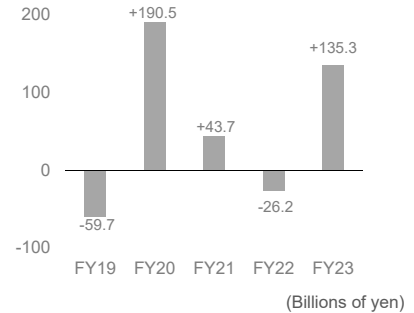
Profits



Equity Ratio



Free Cash Flow (FCF)



\* Profit attributable to owners of parent

Business Segment (Business segments have been changed since FY2024.) (as of September 30, 2024)

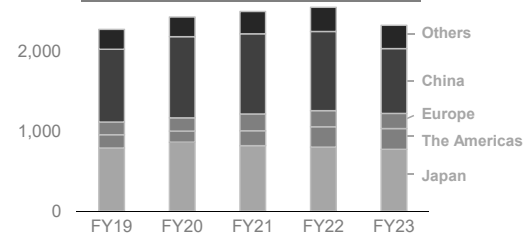
Regional Information

Number of consolidated subsidiaries 117  
(Japan: 21, Overseas: 96) (as of September 30, 2024)

	Brand Businesses			Device Businesses	
	Smart Life & Energy (SL)	Smart Office (SO)	Universal Network (UN)	Display Device (DD)	Electronic Device (ED)
Sharp Corp.	Smart Appliances & Solutions Business	Smart Business Solutions Business	TV Systems Business Mobile Communication Business	-	-
Subsidiaries	Sharp Energy Solutions Corporation Sharp Semiconductor Innovation Corporation Sharp COCORO Life Inc.	Sharp NEC Display Solutions, Ltd. Dynabook Inc.		Sharp Display Technology Corporation Sakai Display Products Corporation	Sharp Sensing Technology Corporation Sharp Fukuyama Laser Co., LTD
Main Products					

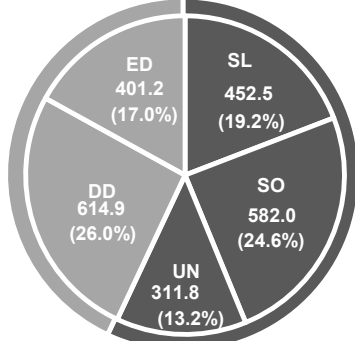


Sales by Region



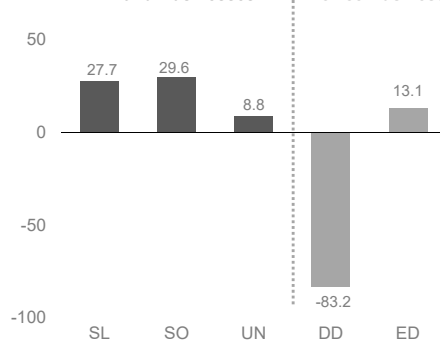
FY2023 Sales by Segment

Device Businesses 43.0% Brand Businesses 57.0%



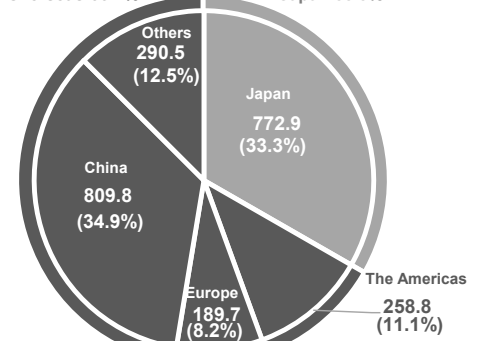
FY2023 Operating Profit by Segment

Brand Businesses Device Businesses



FY2023 Sales by Region

Overseas 66.7% Japan 33.3%



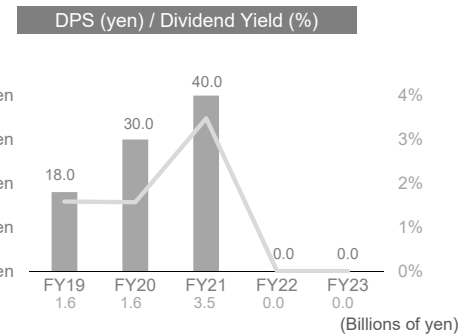
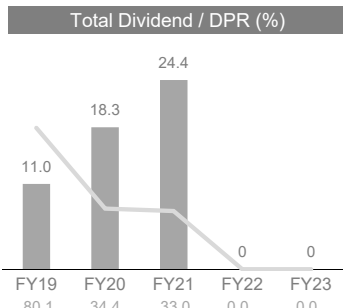
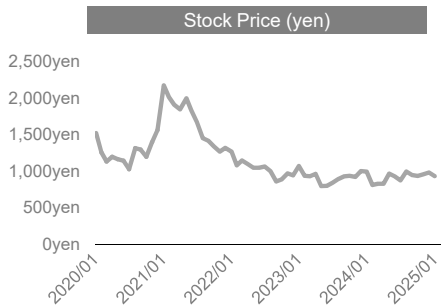
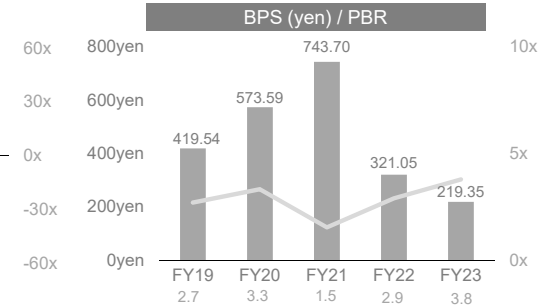
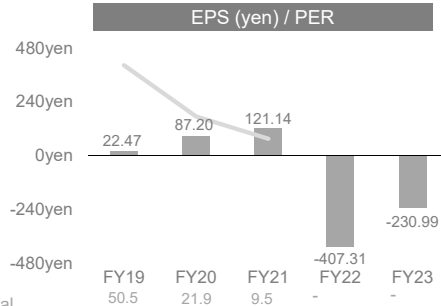
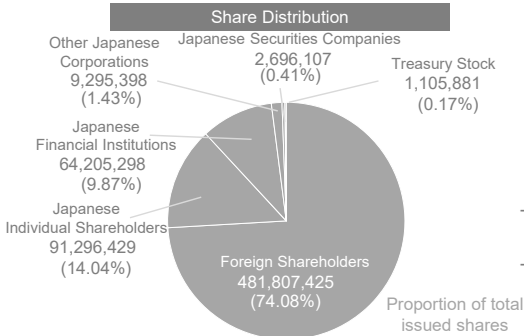
(Figures have been adjusted to reflect the new classification.)

(Billions of yen)

## Stock and Bonds (as of September 30, 2024)

Stock Exchange Listings	Tokyo
Securities Code	6753
Total Number of Shares Authorized	1,000,000,000
Total Number of Shares Issued	650,406,538
Unit of Shares	100
Number of Shareholders	152,632
Fiscal Year	April 1 to March 31

Principal Shareholders		
	Number of shares held	Percentage to total shares
HON HAI PRECISION INDUSTRY CO., LTD.	144,900,000	22.32
SIO INTERNATIONAL HOLDINGS LIMITED	85,884,845	13.23
FOXCONN (FAR EAST) LIMITED	76,655,069	11.81
FOXCONN TECHNOLOGY PTE. LTD.	64,640,000	9.96
The Master Trust Bank of Japan, Ltd.(Trust Account)	40,092,700	6.17
LGT BANK LTD	26,063,505	4.01
WORLD PRAISE LIMITED	25,622,400	3.95
CLEARSTREAM BANKING S. A.	11,984,497	1.85
Custody Bank of Japan, Ltd.(Trust Account)	9,640,400	1.48
Nippon Life Insurance Company	4,731,738	0.73

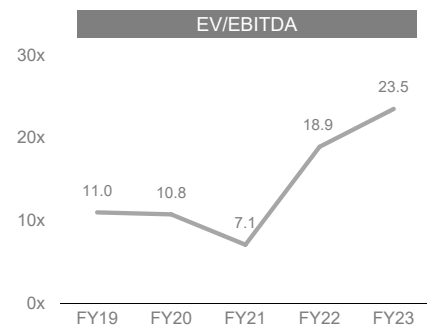
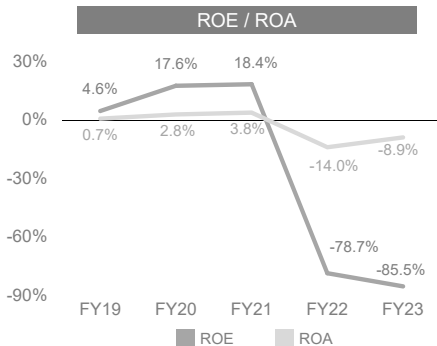


## Stock and Bonds (as of September 30, 2024)

### Bond Ratings

(as of October 25, 2024)

Rating Agency	Long-Term	Short-term
Japan Credit Rating Agency, Ltd	BB-	-
Rating and Investment Information, Inc.	B-	b
S&P Global.	B-	B



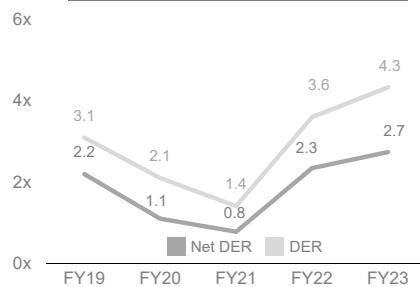
EBITDA = Operating profit + Depreciation and amortization

EV = Market capitalization for common shares and other class shares + Non-controlling interests + Net debt

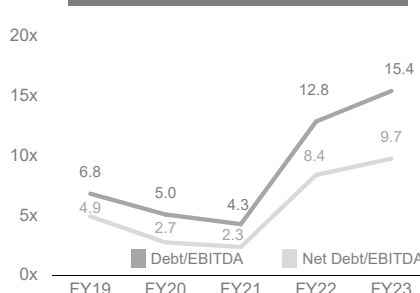
### Bonds

There are no outstanding corporate bonds at present.

### Net DER / DER



### Debt/EBITDA / Net Debt/EBITDA



### Web sites

Corporate site

<https://global.sharp/>

About Sharp

<https://global.sharp/corporate/>

Executives

<https://global.sharp/corporate/info/outline/board/>

A Sharp Journey

<https://global.sharp/corporate/info/history/>

Investor Relations

<https://global.sharp/corporate/ir/>

Annual Report

<https://global.sharp/corporate/ir/library/annual/>

Management Strategy Information Meeting

[https://global.sharp/corporate/ir/event/policy\\_meeting/index.html](https://global.sharp/corporate/ir/event/policy_meeting/index.html)

Financial Material

<https://global.sharp/corporate/ir/library/financial/index.html>

Latest Materials

<https://global.sharp/corporate/ir/download/index.html>

Shareholders' Meeting · Management Meeting

[https://global.sharp/corporate/ir/event/shareholder\\_meeting/index.html](https://global.sharp/corporate/ir/event/shareholder_meeting/index.html)

Corporate Governance

<https://global.sharp/corporate/ir/governance/policy/index.html>

IR Calendar

<https://global.sharp/corporate/ir/event/calendar/index.html>

Sustainability

<https://global.sharp/corporate/eco/index.html>

Sustainability Report

<https://global.sharp/corporate/eco/report/>

Press Releases

<https://global.sharp/corporate/news/>