

## Beyond smart work



smart **b**usiness **p**artner

### Unified Cloud Connection\*<sup>1</sup>

From the MFP's control panel, you can upload to or print from various cloud-based services. Apps for these services can be installed on the MFP via Sharp's Application Portal, and update alerts ensure that you're always using the latest versions. Single sign-on gives you easy access to your chosen cloud services—no need to re-enter credentials each time you reconnect to the same service. The MFP also supports Microsoft Entra ID, a secure cloud-based service for managing identities and controlling device access. Token-based authentication gives you safe and easy access to any Microsoft service with a single login.

### Solid Security

The MFP has multiple levels of security to keep the device—and your precious data—secure. When booting up, the MFP checks for any anomalies in the BIOS firmware. If it finds a problem, it aborts the startup and launches an automatic BIOS recovery. If there are other firmware-related issues, the MFP will attempt recovery to protect the system.

### Link Mobile Devices

Mobile devices installed with the Sharpdesk Mobile application\*<sup>2</sup> can connect directly to the MFP for printing or downloading scanned data. The MFP also supports AirPrint and the Sharp Print Service Plugin. It's a smoother way to get the job done.

### Online Firmware Updates

The MFP's firmware can be automatically updated—without the need for service operation—via a firmware update service. That way you're always using the latest system for your MFP.

### My Folder Print

With the My Folder Print feature, print jobs are saved on the MFP in a personal folder that's like a private mailbox. A folder is created automatically based on information from the PC that sent the print job. Before printing out a document, you can preview print data at the MFP's control panel and avoid printing errors or mix-ups.

### Eco-friendly Design

Sharp has applied its advanced eco technologies across all areas of the MFP. Designed for energy efficiency, the MFP boasts an impressively low ENERGY STAR® TEC value. The MFP's main body is made from approximately 50% recycled plastic, and its packaging uses recyclable paper-based materials instead of polystyrene foam.

### 10.1-inch Full-flat Touchscreen

With a variety of functions accessible via simple, intuitive icons, MFP operation is smooth and easy. The control panel shows the state of your MFP, displaying current operation and notifications for things like paper, toner, and maintenance.

### High-performance DSPF

The DSPF (duplex single pass feeder) scans both pages of two-sided documents in one pass—in batches of up to 300 sheets. With scanning speeds of up to 300 opm\*<sup>3</sup> (two-sided), the MFP is quick to finish even large jobs. The DSPF stops automatically when sheets are not fed in straight. And with the right option, it can also stop when two or more sheets are fed at once. A dedicated business card feeder on the DSPF scans batches of up to 150 cards.

### Smart Scanning

Simply tap the Auto Set button and the MFP will automatically determine the optimal resolution, gradation, and compression rate for your scan jobs. It also automatically reorients pages right side up and corrects any skewed sheets.

### All the Needed Finishing Options

The MFP meets all common office needs with a variety of finishing options—from stapling to punching to folding. And if toner runs out during a print job, the MFP continues printing your documents while you change the toner cartridge. You get seamless output from printing to finishing.

\*1: In some countries/regions, optional equipment is required. \*2: Availability varies by country/region. \*3: Originals per minute; when feeding A4 (8 1/2" x 11") sheets.

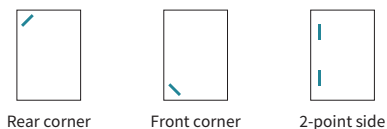
## PROFESSIONAL-QUALITY IN-LINE FINISHING OPTIONS

A range of finishing options work to automate time-consuming finishing tasks. Options are available to suit a variety of workplaces and applications.

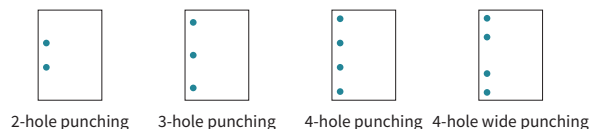
		BP-FD10 Folding Unit	BP-FN18 Finisher	BP-FN13 Finisher	BP-FN13 Finisher	BP-FN14 Saddle Stitch Finisher	BP-FN14 Saddle Stitch Finisher	BP-FN15 Finisher	BP-FN15 Finisher	BP-FN16 Saddle Stitch Finisher	BP-FN16 Saddle Stitch Finisher
					+		+		+		+
					BP-FD10 Folding Unit		BP-FD10 Folding Unit		BP-FD10 Folding Unit		BP-FD10 Folding Unit
Features	Stapling		✓	✓	✓	✓	✓	✓	✓	✓	✓
	Stapleless stapling		✓					✓	✓	✓	✓
	Manual stapling		✓					✓	✓	✓	✓
	Punching*1		✓	✓	✓	✓	✓	✓	✓	✓	✓
	Saddle folding					✓	✓			✓	✓
	Saddle stitching					✓	✓			✓	✓
	Half-folding	✓			✓		✓		✓		✓
	Z-folding	✓			✓		✓		✓		✓
	Z-folding + Stapling								✓		✓
	C-folding	✓			✓		✓		✓		✓
	Accordion folding	✓			✓		✓		✓		✓
Paper capacity*2	Finisher trays*3	–	500 sheets	1,250 sheets	1,250 sheets	1,250 sheets	1,250 sheets	3,250 sheets	3,250 sheets	3,250 sheets	3,250 sheets
	Folding unit tray	200 sheets	–	–	100 sheets	–	100 sheets	–	100 sheets	–	100 sheets

\*1: Requires optional punch module. \*2: A4 (8 1/2" x 11"), 80 g/m². \*3: Max. paper capacity of the finisher including the top tray.

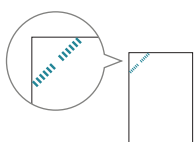
### Stapling



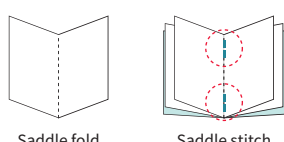
### Punching



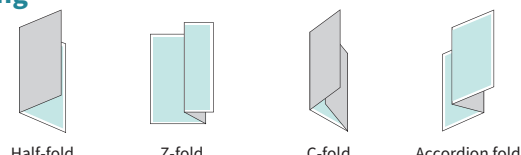
### Stapleless Stapling



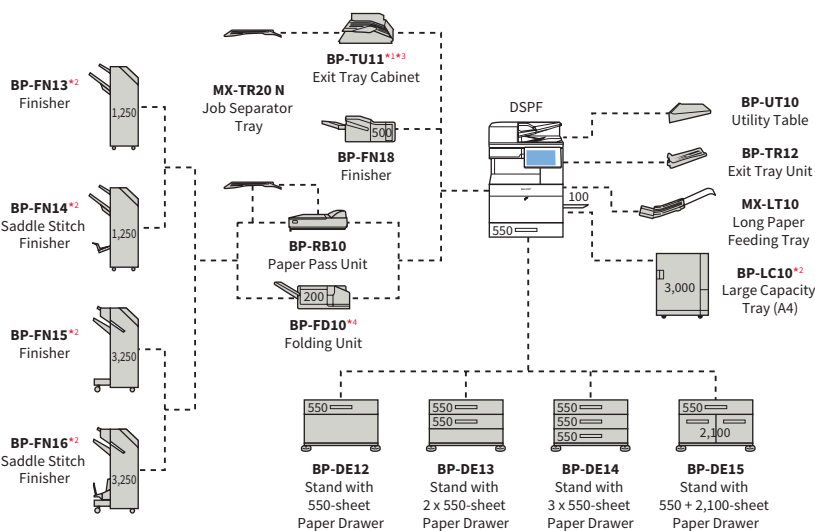
### Saddle Folding/Stitching



### Folding



## SYSTEM CONFIGURATION



**MX-PN14B/C/D**  
Punch Module (for BP-FN18)

**MX-PN15B/C/D**  
Punch Module (for BP-FN13/FN14)

**MX-PN16B/C/D**  
Punch Module (for BP-FN15/FN16)

**MX-PF10/PF10L**  
Barcode Font Kit

**BP-FX11**  
Fax Expansion Kit

**MX-FWX1/FWX1L**  
Internet Fax Expansion Kit

**BP-DD10\*3**  
Double Feed Detection Kit

**MX-AMX1/AMX1L**

Application Integration Module

**BP-AM10/AM10L\*3**  
Application Communication Module

**BP-AM11/AM11L\*3**  
External Account Module

**BP-EB10\*3**  
Wireless Connection Adaptor

**BP-SD10**  
High Capacity SSD

**BP-FR12U/FR12UL**  
Data Security Kit

**BP-VD10/VD10L**  
Virus Detection Kit

\*1: Minimum required equipment.

\*2: Requires BP-DE12/DE13/DE14/DE15.

\*3: In some countries/regions, certain features/functions are standard-equipped (not optional) on the base unit.

\*4: 100 sheets when using the folding unit together with the BP-FN13/FN14/FN15/FN16.

Certain optional equipment may not be available in some areas.

SPECIFICATIONS FOR OPTIONAL EQUIPMENT

MX-TR20 N Job Separator Tray

Paper size	SRA3 to A6 <sup>*1</sup> (12" x 18" to 5 1/2" x 8 1/2" <sup>**2</sup> )
Paper capacity	100 sheets

BP-TR12 Exit Tray Unit

Paper size	SRA3 to A6 <sup>*1</sup> (12" x 18" to 5 1/2" x 8 1/2" <sup>**2</sup> )
Paper capacity	120 sheets

BP-FN18 Finisher

Paper size	Non offset	SRA3 to A6 <sup>*1</sup> (12" x 18" to 5 1/2" x 8 1/2" <sup>**2</sup> )
	Offset/staple	A3 to B5 <sup>*3</sup> (11" x 17" to 8 1/2" x 11")
	Stapleless staple	A3 to B5 <sup>*4</sup> (11" x 17", 8 1/2" x 11" <sup>*3</sup> )
Paper capacity	Non offset	500 sheets (A4, B5, A5) 250 sheets (SRA3, A3W, SRA4, A3, B4, A6 <sup>*1</sup> )
	Offset	500 sheets (A4, B5 <sup>*3</sup> ), 250 sheets (A3, B4)
	Staple	30 sets or 500 sheets (A4, B5 <sup>*3</sup> ) 30 sets or 250 sheets (A3, B4)
	Stapleless staple	30 sets
	Stapling capacity	Staple 50 sheets (A4, B5 <sup>*3</sup> ), 30 sheets (A3, B4)
	Stapleless staple	10 sheets <sup>*5</sup> (A4 <sup>*3</sup> , B5 <sup>*3</sup> ), 5 sheets <sup>*6</sup> (A3, B4)
Staple position	Manual staple	Total paper thickness 4 mm or less (40 sheets)
	Staple mode	3 locations (front, rear, or 2-point stapling)
	Stapleless staple mode	1 location (rear)
Manual staple mode		1 location

BP-FN13 Finisher

Paper size	Non offset	SRA3 to A6 <sup>*1</sup> (12" x 18" to 5 1/2" x 8 1/2" <sup>**2</sup> )
	Offset	A3W to A5 (12" x 18" to 5 1/2" x 8 1/2" <sup>**2</sup> )
	Staple	A3W to B5 (12" x 18" to 7 1/4" x 10 1/2" <sup>*1</sup> )
Paper capacity	Finisher tray (Non offset)	1,000 sheets (A4 <sup>*3</sup> ) 500 sheets (SRA3, A3W, SRA4, A3, B4, A4 <sup>*1</sup> , B5, A5, A6 <sup>*1</sup> )
	(Offset)	1,000 sheets (A4 <sup>*3</sup> ) 500 sheets (A3W, A3, B4, A4 <sup>*1</sup> , B5, A5)
	(Staple)	100 sets or 1,000 sheets (A4 <sup>*3</sup> ) 50 sets or 500 sheets (A3W, A3, B4, A4 <sup>*1</sup> , B5)
	Top tray	250 sheets (A4, B5, A5, A6 <sup>*1</sup> ) 50 sheets (SRA3, A3W, SRA4, A3, B4)
	Stapling capacity	50 sheets (A4, B5), 30 sheets (A3W, A3, B4)
	Staple position	3 locations (front, rear, or 2-point stapling)

BP-FN14 Saddle Stitch Finisher

Paper size	Non offset	SRA3 to A6 <sup>*1</sup> (12" x 18" to 5 1/2" x 8 1/2" <sup>**2</sup> )
	Offset	A3W to A5 (12" x 18" to 5 1/2" x 8 1/2" <sup>**2</sup> )
	Staple	A3W to B5 (12" x 18" to 7 1/4" x 10 1/2" <sup>*1</sup> )
Paper capacity	Finisher tray (Non offset)	1,000 sheets (A4 <sup>*3</sup> ) 500 sheets (SRA3, A3W, SRA4, A3, B4, A4 <sup>*1</sup> , B5, A5, A6 <sup>*1</sup> )
	(Offset)	1,000 sheets (A4 <sup>*3</sup> ) 500 sheets (A3W, A3, B4, A4 <sup>*1</sup> , B5, A5)
	(Staple)	100 sets or 1,000 sheets (A4 <sup>*3</sup> ) 50 sets or 500 sheets (A3W, A3, B4, A4 <sup>*1</sup> , B5)
	Top tray	250 sheets (A4, B5, A5, A6 <sup>*1</sup> ) 50 sheets (SRA3, A3W, SRA4, A3, B4)
	Saddle stitch tray	7 sets of 11–15 sheets, 10 sets of 6–10 sheets, 20 sets of 1–5 sheets
	Stapling capacity	50 sheets (A4, B5), 30 sheets (A3W, A3, B4)
	Staple position	3 locations (front, rear, or 2-point stapling)

BP-FN15 Finisher

Paper size	Non offset	SRA3 to A6 <sup>*1</sup> (12" x 18" to 5 1/2" x 8 1/2" <sup>**2</sup> )
	Offset/staple	A3 to B5 <sup>*3</sup> (11" x 17" to 8 1/2" x 11")
	Stapleless staple	A3, A4 <sup>*3</sup> (11" x 17", 8 1/2" x 11" <sup>*3</sup> )
Paper capacity	Finisher tray (Non offset)	3,000 sheets (A4 <sup>*3</sup> , B5 <sup>*3</sup> ) 1,500 sheets (SRA3, A3W, SRA4, A3, B4, A4 <sup>*1</sup> , B5 <sup>*1</sup> , A5) 750 sheets (A6 <sup>*1</sup> )
	(Offset)	3,000 sheets (A4 <sup>*3</sup> , B5 <sup>*3</sup> ) 1,500 sheets (A3, B4, A4 <sup>*1</sup> )
	(Staple)	200 sets or 3,000 sheets (A4 <sup>*3</sup> , B5 <sup>*3</sup> ) 100 sets or 1,500 sheets (A3, B4, A4 <sup>*1</sup> )
	(Stapleless staple)	200 sets (A4 <sup>*3</sup> ), 100 sets (A3)
	Top tray	250 sheets (A4 <sup>*3</sup> , B5 <sup>*3</sup> , A5) 125 sheets (SRA3, A3W, SRA4, A3, B4, A4 <sup>*1</sup> , B5 <sup>*1</sup> )
	Stapling capacity	Staple 65 sheets (A4 <sup>*3</sup> , B5 <sup>*3</sup> ), 30 sheets (A3, B4, A4 <sup>*1</sup> )
	Stapleless staple	10 sheets <sup>*5</sup> (A4 <sup>*3</sup> ), 5 sheets <sup>*6</sup> (A3)
	Manual staple	Total paper thickness 9 mm or less (65 sheets)
Staple position	Staple mode	3 locations (front, rear, or 2-point stapling)
	Stapleless staple mode	1 location (rear)
	Manual staple mode	1 location

BP-FN16 Saddle Stitch Finisher

Paper size	Non offset	SRA3 to A6 <sup>*1</sup> (12" x 18" to 5 1/2" x 8 1/2" <sup>**2</sup> )
	Offset/staple	A3 to B5 <sup>*3</sup> (11" x 17" to 8 1/2" x 11")
	Stapleless staple	A3, A4 <sup>*3</sup> (11" x 17", 8 1/2" x 11" <sup>*3</sup> )
Paper capacity	Finisher tray (Non offset)	3,000 sheets (A4 <sup>*3</sup> , B5 <sup>*3</sup> ) 1,500 sheets (SRA3, A3W, SRA4, A3, B4, A4 <sup>*1</sup> , B5 <sup>*1</sup> , A5) 750 sheets (A6 <sup>*1</sup> )
	(Offset)	3,000 sheets (A4 <sup>*3</sup> , B5 <sup>*3</sup> ) 1,500 sheets (A3, B4, A4 <sup>*1</sup> )
	(Staple)	200 sets or 3,000 sheets (A4 <sup>*3</sup> , B5 <sup>*3</sup> ) 100 sets or 1,500 sheets (A3, B4, A4 <sup>*1</sup> )
	(Stapleless staple)	200 sets (A4 <sup>*3</sup> ), 100 sets (A3)
	Top tray	250 sheets (A4 <sup>*3</sup> , B5 <sup>*3</sup> , A5) 125 sheets (SRA3, A3W, SRA4, A3, B4, A4 <sup>*1</sup> , B5 <sup>*1</sup> )
	Saddle stitch tray	10 sets of 11–20 sheets, 15 sets of 6–10 sheets, 25 sets of 1–5 sheets
Stapling capacity	Staple	65 sheets (A4 <sup>*3</sup> , B5 <sup>*3</sup> ), 30 sheets (A3, B4, A4 <sup>*1</sup> )
	Stapleless staple	10 sheets <sup>*5</sup> (A4 <sup>*3</sup> ), 5 sheets <sup>*6</sup> (A3)
	Manual staple	Total paper thickness 9 mm or less (65 sheets)
Staple position	Staple mode	3 locations (front, rear, or 2-point stapling)
	Stapleless staple mode	1 location (rear)
	Manual staple mode	1 location

Punch Modules

Model name	For BP-FN18	<b>MX-PN14B<sup>*7</sup></b>	<b>MX-PN14C<sup>*8</sup></b>	<b>MX-PN14D</b>
	For BP-FN13/FN14	<b>MX-PN15B<sup>*7</sup></b>	<b>MX-PN15C<sup>*8</sup></b>	<b>MX-PN15D</b>
	For BP-FN15/FN16	<b>MX-PN16B<sup>*7</sup></b>	<b>MX-PN16C<sup>*8</sup></b>	<b>MX-PN16D</b>
Number of holes		2 or 3	2 or 4	4 (wide)

BP-FD10 Folding Unit

Folding mode		Z-fold, C-fold, Accordion-fold, Half-fold
Paper size	Z-/Half-fold	A3, B4, A4 <sup>*1</sup> (11" x 17", 8 1/2" x 14", 8 1/2" x 13 2/5", 8 1/2" x 11" <sup>*1</sup> )
	C-/Accordion-fold	A3, A4 <sup>*1</sup> (11" x 17", 8 1/2" x 14", 8 1/2" x 13 2/5", 8 1/2" x 11" <sup>*1</sup> )
Paper capacity	Not folded	200 sheets
	Folded	20 sheets <sup>*9</sup>

BP-DE12 Stand with 550-sheet Paper Drawer

Paper size	SRA3 to A5 <sup>*1</sup> (12" x 18" to 5 1/2" x 8 1/2" <sup>**2</sup> )
Paper capacity	550 sheets

BP-DE13 Stand with 2 x 550-sheet Paper Drawer

Paper size	Upper and lower tray	SRA3 to A5 <sup>*1</sup> (12" x 18" to 5 1/2" x 8 1/2" <sup>**2</sup> )
Paper capacity	Upper and lower tray	550 sheets each

BP-DE14 Stand with 3 x 550-sheet Paper Drawer

Paper size	Upper/middle/lower tray	SRA3 to A5 <sup>*1</sup> (12" x 18" to 5 1/2" x 8 1/2" <sup>**2</sup> )
Paper capacity	Upper/middle/lower tray	550 sheets each

BP-DE15 Stand with 550 + 2,100-sheet Paper Drawer

Paper size	Upper tray	SRA3 to A5 <sup>*1</sup> (12" x 18" to 5 1/2" x 8 1/2" <sup>**2</sup> )
	Lower right tray	A4 <sup>*3</sup> , B5 <sup>*3</sup> (8 1/2" x 11" <sup>*3</sup> )
	Lower left tray	A4 <sup>*3</sup> (8 1/2" x 11" <sup>*3</sup> )
Paper capacity	Upper tray	550 sheets
	Lower right tray	900 sheets
	Lower left tray	1,200 sheets

BP-LC10 Large Capacity Tray

Paper size	A4 <sup>*3</sup> , B5 <sup>*3</sup> (8 1/2" x 11" <sup>*3</sup> )
Paper capacity	3,000 sheets

MX-LT10 Long Paper Feeding Tray

Paper size	Width	90 to 320 mm
	Length	458 to 1,300 mm
Paper capacity		1 sheet

Note: All specifications relating to paper capacity refer to 80 g/m² paper.

<sup>\*1</sup>: Short-edge feeding. <sup>\*2</sup>: Short-edge feeding for 7 1/4" x 10 1/2" and 5 1/2" x 8 1/2" paper. <sup>\*3</sup>: Long-edge feeding. <sup>\*4</sup>: Long-edge feeding for A4 and B5 paper. <sup>\*5</sup>: Guaranteed stapleable weight is up to 64 g/m² (8 sheets up to 81.4 g/m² and 6 sheets up to 105 g/m²). <sup>\*6</sup>: Guaranteed stapleable weight is up to 64 g/m² (4 sheets up to 81.4 g/m² and 3 sheets up to 105 g/m²). <sup>\*7</sup>: Accepts North American paper sizes. <sup>\*8</sup>: Accepts ISO-standard paper sizes. <sup>\*9</sup>: When used with a finisher, 30 Z- or half-folded sheets (A3 and B4). These sheets are ejected from the finisher.

SPECIFICATIONS

General		Document Filing	
Type	Desktop	Document filing capacity <sup>*16</sup>	Main and custom folders: 20,000 pages or 3,000 files Quick file folder: 10,000 pages or 1,000 files
Engine speed	A4 (8 1/2" x 11") <sup>*1</sup> : Max. 65 ppm A3 (11" x 17") <sup>*</sup> : Max. 33 ppm SRA3: Max. 31 ppm	Stored jobs <sup>*17</sup>	Copy, print, scan, fax
Control panel display	10.1-inch colour LCD touchscreen	Storage folders	Quick file folder, main folder, custom folder (max. 1,000 folders)
Paper size	Max. SRA3 (12" x 18"), min. A6 (5 1/2" x 8 1/2") <sup>*2</sup>	Printer	
Paper capacity (80 g/m²)	Standard: 650 sheets (550-sheet tray and 100-sheet bypass tray) Maximum: 6,300 sheets (650 sheets & optional 550 + 2,100-sheet tray and 3,000-sheet tray)		
Paper weight	Tray: 60 g/m² to 300 g/m² (16 lbs bond to 110 lbs cover) Bypass tray: 52 g/m² <sup>*3</sup> to 300 g/m² (13 lbs bond to 110 lbs cover)	Resolution	1,200 x 1,200 dpi, 600 x 600 dpi, 9,600 (equivalent) x 600 dpi
Warm-up time <sup>*4</sup>	13 sec. <sup>*5</sup>	Interface	USB 2.0 (host, high-speed), USB 3.0 (host, super speed), 10Base-T/100Base-TX/1000Base-T, wireless LAN (IEEE 802.11 a/b/g/n/ac) <sup>*18</sup>
Memory	Standard: 5 GB (copy/print shared)	Supported OS	Windows Server 2016, Windows Server 2019, Windows Server 2022, Windows Server 2025, Windows 11, Mac OS 10.15, 11, 12, 13, 14, 15
Storage	Standard: 256 GB SSD <sup>*6</sup> Option: 512 GB <sup>*6*7</sup>	Network protocols	TCP/IP
Power requirements	Rated local AC voltage ±10%, 50/60 Hz	Printing protocols	LPR, Raw TCP (port 9100), POP3 (email printing), HTTP, FTP for downloading print files, IPP, SMB, WSD
Power consumption	Max. 1.84 kW (220 V to 240 V)	PDL	PCL 6 emulation, Adobe PostScript 3
Dimensions (W x D x H) <sup>*8</sup>	609 x 662 x 860 mm (23 53/64" x 26 55/64" x 33 55/64")	Available fonts	80 fonts for PCL, 139 fonts for Adobe PostScript 3
Weight (approx.) <sup>*9</sup>	87 kg (191.9 lbs)		
Copier			
Original paper size	Max. A3 (11" x 17")	Compression method	MH/MR/MMR/JBIG
First copy time <sup>*10</sup>	Colour: 4.8 sec.      B/W: 3.7 sec.	Communication protocol	Super G3/G3
Continuous copy	Max. 9,999 copies	Transmission time	Less than 3 seconds <sup>*19</sup>
Resolution	Scan (colour): 600 x 600 dpi Scan (B/W): 600 x 600 dpi, 600 x 400 dpi, 600 x 300 dpi <sup>*11</sup> Print (colour): 600 x 600 dpi, 9,600 (equivalent) x 600 dpi (depending on copy mode) Print (B/W): 1,200 x 1,200 dpi, 600 x 600 dpi, 9,600 (equivalent) x 600 dpi (depending on copy mode)	Modem speed	33,600 bps to 2,400 bps with automatic fallback
Gradation	Equivalent to 256 levels	Transmission resolution	From Standard (203.2 x 97.8 dpi) to Ultra Fine (406.4 x 391 dpi)
Zoom range	25% to 400% (25% to 400% using DSPF) in 1% increments	Recording size	A3 to A5 (11" x 17" to 5 1/2" x 8 1/2")
Preset copy ratios	Metric: 10 ratios (5R/5E), inch: 8 ratios (4R/4E)	Memory	4 GB (built-in)
Scanner		Greyscale levels	Equivalent to 256 levels
		• Design and specifications are subject to change without prior notice. • ENERGY STAR is a registered trademark owned by the US Environmental Protection Agency. The ENERGY STAR guidelines apply to products only in the US, Canada, and Japan. • Microsoft, Microsoft Entra, Windows, and Windows Server are trademarks of the Microsoft group of companies. AirPrint and Mac are trademarks of Apple Inc., registered in the US and other countries and regions. Adobe and PostScript are either registered trademarks or trademarks of Adobe in the US and/or other countries. All other brand names and product names may be trademarks or registered trademarks of their respective owners.	
Scan method	Push scan (via control panel) Pull scan (TWAIN-compliant application)		
Scan speed <sup>*12</sup> (colour & B/W)	One-sided: Max. 150 originals/min. Two-sided: Max. 300 originals/min.		
Resolution	Push scan: 100, 150, 200, 300, 400, 600 dpi Pull scan: 75, 100, 150, 200, 300, 400, 600 dpi 50 dpi to 9,600 dpi via user setting <sup>*13</sup>		
File formats	TIFF, PDF, PDF/A-1a, PDF/A-1b, encrypted PDF, XPS, compact PDF <sup>*14</sup> , JPEG <sup>*14</sup> , searchable PDF, OOXML (pptx, xlsx, docx), text (TXT [UTF-8]), rich text (RTF)		
Scan destinations	Email/desktop <sup>*15</sup> /FTP server/network folder (SMB)/USB drive/local drive		

<sup>\*1</sup>: Long-edge feeding.

<sup>\*2</sup>: Only short-edge feeding can be used with A6 and 5 1/2" x 8 1/2" paper. A6 paper requires optional output equipment.

<sup>\*3</sup>: Only A4 size for paper weighing 52 to 54 g/m². Recommended for use in a standard environment (21 to 25°C, 50% ±10% RH).

<sup>\*4</sup>: In a standard measurement environment. May vary depending on operating conditions and environment.

<sup>\*5</sup>: When starting the MFP via the power button. 27 seconds when starting via the main power switch.

<sup>\*6</sup>: Storage capacity depends on procurement and sourcing status.

<sup>\*7</sup>: Replacing the standard-equipped SSD with the optional BP-SD10 increases storage capacity to 512 GB.

<sup>\*8</sup>: Including protuberances.

<sup>\*9</sup>: Including the Exit Tray Cabinet.

<sup>\*10</sup>: Long-edge feeding of A4 (8 1/2" x 11") sheets from 1st paper tray, using document glass, without Auto Colour Selection and Auto Colour mode, MFP in fully ready condition. May vary depending on operating conditions and environment.

<sup>\*11</sup>: Not available when using document glass.

<sup>\*12</sup>: Based on Sharp's A4 standard chart, using document feeder and long-edge feeding. Using factory default settings with Auto Colour Selection off. Scan speed will vary depending on the type of document and the scan settings.

<sup>\*13</sup>: Resolution will vary depending on the size of the scanned area.

<sup>\*14</sup>: Colour/greyscale only.

<sup>\*15</sup>: Requires Network Scanner Tool Lite.

<sup>\*16</sup>: Storage capacity will vary depending on the type of document and the scan settings.

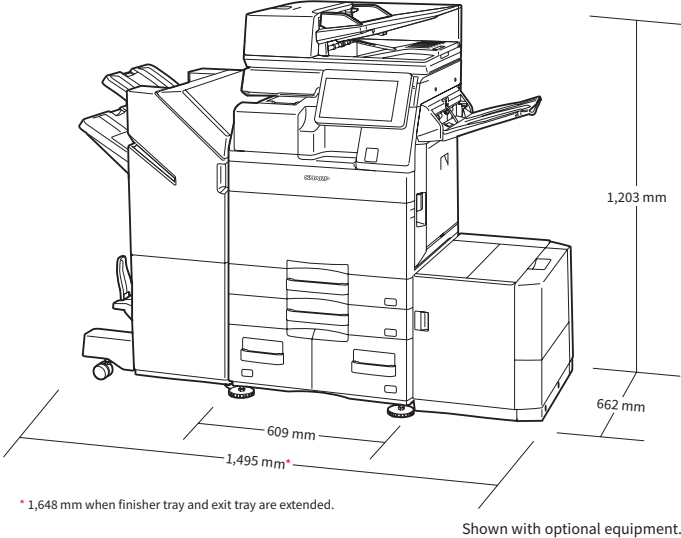
<sup>\*17</sup>: Some features require optional equipment.

<sup>\*18</sup>: In some countries/regions, the optional BP-EB10 is required. Availability of this option varies by country/region.

<sup>\*19</sup>: Based on Sharp's standard chart with approx. 700 characters (A4 or 8 1/2" x 11" long-edge feeding) at standard resolution in Super G3 mode, 33,600 bps, JBIG compression.

\* 1,648 mm when finisher tray and exit tray are extended.

Shown with optional equipment.



Distributed by: