

SHARP

SCIENTIFIC CALCULATOR OPERATION GUIDE



< EL-W531TH/W531TG/W506T >

CONTENTS






























HOW TO OPERATE

Read Before Using


























1. KEY LAYOUT	4
2. RESET SWITCH	5
3. DISPLAY PATTERN	5
4. EXPRESSION INPUT FORMAT AND CALCULATION RESULT	6
5. CHANGE RESULT DISPLAY	7
6. DISPLAY FORMAT AND DECIMAL SETTING FUNCTION	8
7. EXPONENT DISPLAY	9
8. ANGULAR UNIT	10
9. RECURRING DECIMAL	11
10. DECIMAL POINT OF CALCULATION RESULT	12

Functions and Key Operations

ON/OFF, Entry Correction Keys		13
Numerical Value Entry Keys		14
Random Function		15
Modify Key		16
Basic Arithmetic Keys, Parentheses		17
Percent		18
Inverse, Square, Cube, xth Power of y, Square Root, Cube Root, xth Root		19
Power and Radical Root		20-22
10 to the Power of x, Common Logarithm, Logarithm of x to Base a		23
Exponential, Logarithmic		24-26
e to the Power of x, Natural Logarithm		27
Factorials		28
Permutations, Combinations		29-31
Quotient Remainder Calculation, Prime Factorization		32
Greatest Common Divisor, Least Common Multiple		33
Sexagesimal Calculation (Time)		34
Fractional Calculations		35
Memory Calculations		36-37
Last Answer Memory		38

User-Defined Memories	 ~ 	39
Absolute Value		40
Trigonometric Functions	  	41-45
Arc Trigonometric Functions	  	46
Hyperbolic Functions	    	47-50
Coordinate Conversion	  	51
Binary, Pental, Octal, Decimal, an Hexadecimal Operations (N-Base)	    	52
Statistics Functions	   	53
DATA INPUT FOR 1-VARIABLE STATISTICS		53
ANALYSIS RESULTS FOR 1-VARIABLE STATISTICS		54-55
DATA CORRECTION		56
DATA INPUT FOR 2-VARIABLE STATISTICS		57
ANALYSIS RESULTS FOR 2-VARIABLE STATISTICS		58-60
Table Mode	 	61-64
Drill Mode		65

Functions and Key Operations for EL-W506T only

Σ Calculations, Π Calculations	 	66
Integer Part, Fraction Part, Closest Integer	  ~ 	67
Engineering Prefixes	 	68
Differentiation Calculation	 	69-70
Integration Calculation	 	71-73
Simulation Calculation (ALGB)		74
Solver Function		75
Complex Calculation	    	76-78
Simultaneous Equation		79-81
Polynomial Equation		82-85
Matrix Calculation	 	86-88
Vector Calculations	 	89-91
Distribution Functions		92

How to Operate

≈Read Before Using≈

This operation guide has been written mainly based on the EL-W531TH/W531TG model. And some functions described here are featured on the EL-W506T model only. Note that key operations and symbols on the display may differ according to the model.

1. KEY LAYOUT (EL-W531TH)

HOME key
Pressing this key will return to NORMAL mode.

2nd function, ALPHA keys
Pressing these keys will enable the functions written in orange (2nd F) or green (ALPHA) above the calculator buttons.

ON/C, OFF key
ON/C <Power on>
2ndF OFF <Power off>
Written in orange above the ON/C key

MODE key
This calculator can operate in four different modes as follows.

SET UP key
Pressing this key will display the SET UP menu. In EL-W506T, use 2ndF SET UP instead of SET UP.

[NORMAL mode]

MODE **0** Normal mode for performing normal arithmetic and function calculations. (HOME will also be in Normal mode.)

[STAT mode]

MODE **1** Mode for performing 1- or 2-variable statistical calculations. To select the sub-mode, press the corresponding number key after **MODE** **1**.

- | | |
|------------------------------------|---------------------------------------|
| 0 Single variable statistic | 1 Linear regression |
| 2 Quadratic regression | 3 Euler Exponential regression |
| 4 Logarithmic regression | 5 Power regression |
| 6 Inverse regression | 7 Exponential regression |

[TABLE mode]

MODE **2** Mode for showing the changes in values of a function in table format.

[DRILL mode]

MODE **3** Mode for performing drill calculations.
To select the drill sub-mode, press the corresponding number key after **MODE** **3** .

0 (Math): Math drill **1** (Table): Multiplication table drill

NOTE:

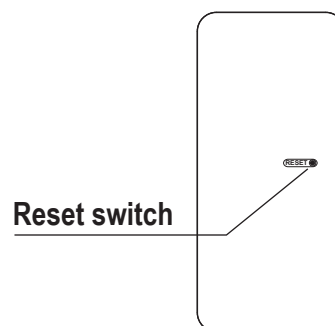
The EL-W506T model has another modes (Complex, Equation, Matrix, Vector and Distribution modes).

2. RESET SWITCH

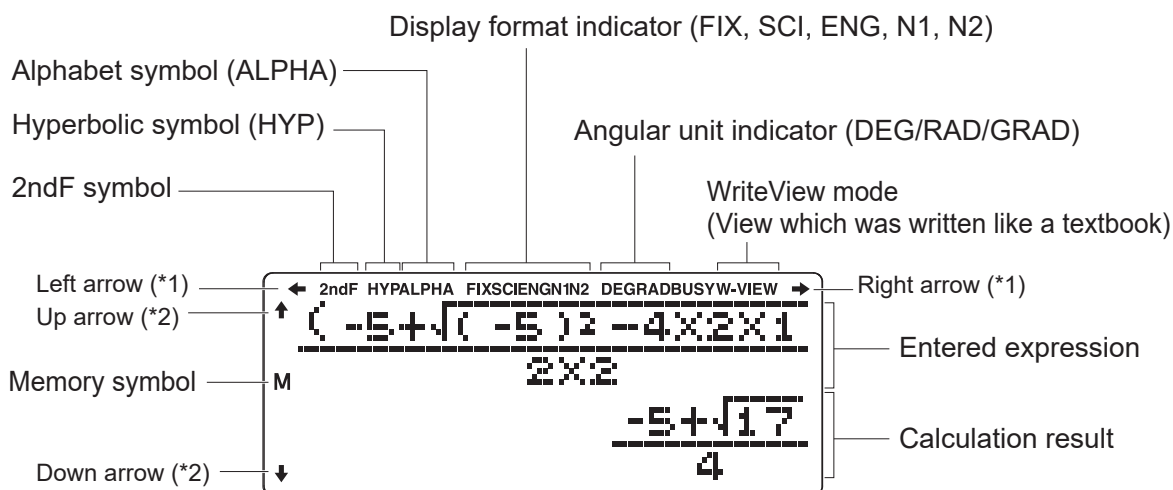
If the calculator fails to operate normally, press the reset switch on the back to reinitialize the unit. The display format and calculation mode will return to their initial settings.

NOTE:

Pressing the reset switch will erase any data stored in memory.



3. DISPLAY PATTERN



*1: Appears when the entire equation cannot be displayed.

*2: Indicates that data can be visible above/below the screen.

NOTE:

The actual display does not appear like this. This illustration is for explanatory purposes only.

4. EXPRESSION INPUT FORMAT AND CALCULATION RESULT

In NORMAL mode and TABLE mode, you can select the editor for entering expression.

1) W-VIEW editor

Enter the expression in textbook format.

You can also select the format of the calculation result. (It's valid in NORMAL mode only)

SET UP **2** **0** **0** (EXACT)

Displays the calculation result including fractions, $\sqrt{\quad}$, π .

Use the **CHANGE** key to switch between decimal format, fraction format, $\sqrt{\quad}$ and π , if possible.

NI DEG W-VIEW
sin45=
 $\frac{\sqrt{2}}{2}$

NI DEG W-VIEW
 $\frac{1}{2} + \frac{1}{3} =$
 $\frac{5}{6}$

NI DEG W-VIEW
1 ÷ 3 =
 $\frac{1}{3}$

SET UP **2** **0** **1** (APPROX.)

Displays the calculation result in decimal format (without $\sqrt{\quad}$ or π) except for fractional calculation.

Use the **CHANGE** key to switch between decimal and fraction formats, if possible.

NI DEG W-VIEW
sin45=
0.707106781

NI DEG W-VIEW
 $\frac{1}{2} + \frac{1}{3} =$
 $\frac{5}{6}$

NI DEG W-VIEW
1 ÷ 3 =
0.33333333

2) LINE editor

SET UP **2** **1**

Displays the calculation result in decimal format (without $\sqrt{\quad}$ or π) except for fractional calculation.

Use the **CHANGE** key to switch between decimal and fraction formats (line fraction notation).

NI DEG W-VIEW
sin45=
0.707106781

NI DEG
1 r 2 + 1 r 3 =
5 r 6

NI DEG W-VIEW
1 ÷ 3 =
0.33333333

NOTE:

In EL-W506T, use **2ndF** **SET UP** instead of **SET UP**.

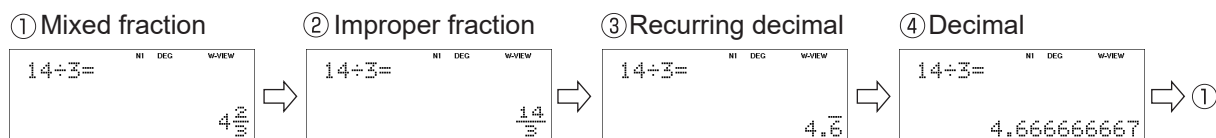
5. CHANGE RESULT DISPLAY

According to the editor and answer settings, the display format of the calculation result is changed in the following order by pressing the **CHANGE** key (arrow mark position).

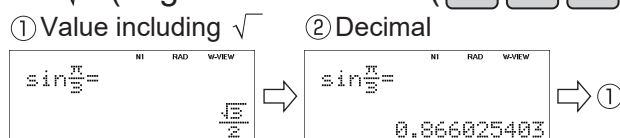
In the following examples of this section, the recurring decimal setting is ON (**SETUP** **5** **1**).

1) W-VIEW editor

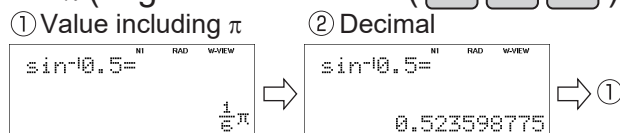
1-1) ANSWER : EXACT (**SETUP** **2** **0** **0**).....Default setting with fraction:



with $\sqrt{\quad}$ (angular unit is RAD (**SETUP** **0** **1**)):

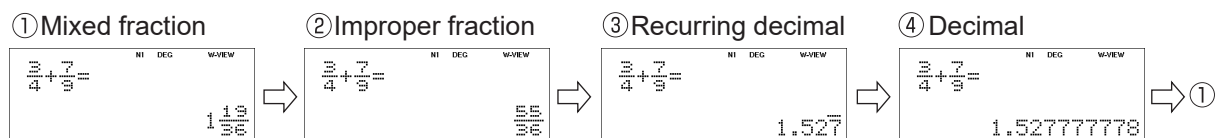


with π (angular unit is RAD (**SETUP** **0** **1**)):

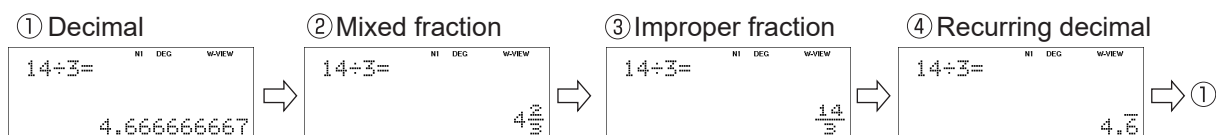


1-2) ANSWER : APPROX. (**SETUP** **2** **0** **1**)

fraction calculation :



other :



2) LINE editor (**SETUP** **2** **1**)

fraction calculation:

① Mixed fraction → ② Improper fraction → ③ Recurring decimal → ④ Decimal → ①

other :

① Recurring decimal → ② Decimal → ③ Mixed fraction → ④ Improper fraction → ①

NOTE:

- If it cannot be a mixed fraction or recurring decimal, the display of the mixed fraction or recurring decimal is skipped. The recurring decimal is displayed only when the setting is ON.
- In the following examples of this book, the explanation is based on the operation with the default settings (W-VIEW editor (EXACT) and the recurring decimal setting is OFF).
- In EL-W506T, use **2ndF** **SETUP** instead of **SETUP**.

6. DISPLAY FORMAT AND DECIMAL SETTING FUNCTION

For convenient and easy operation, this model can be used in one of five display format (decimal setting).

The selected display status is shown in the upper part of the display (Display format indicator).

- **Floating decimal point format NORM1/NORM2 (N1/N2 is displayed)**
The calculator has two settings for displaying a floating point number, **NORM1 (default setting)** and NORM2. In each setting, a number is automatically displayed in scientific notation [10-digit (mantissa) + 2-digit (exponent)] when outside a preset range:
 - NORM1: $0.000000001 \leq |x| \leq 9999999999$
 - NORM2: $0.01 \leq |x| \leq 9999999999$
- **Fixed decimal point format (FIX is displayed)**
Displays the fractional part of the numeric value according to the specified number of decimal places.
- **Scientific notation (SCI is displayed)**
Displays in the form of [10-digit (mantissa) + 2-digit (exponent)]. Frequently used in science to handle extremely small or large numbers.
- **Engineering notation (ENG is displayed)**
In scientific notation, the exponent is a multiple of 3. Convenient for applying engineering units.

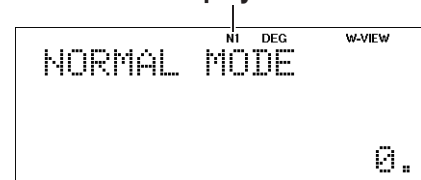
Note: If more 0's (zeros) than needed are displayed when the $\square_{ON/C}$ key is pressed, check whether or not the calculator is set to a Special Display Format.

<Example> Let's compare the display result of [10000 ÷ 8.1 =] in each display format.

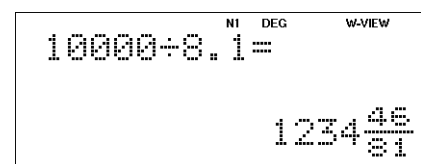
\square_{HOME} (\square_{MODE} \square_{0})

$10000 \square_{\div} 8.1 \square_{=}$ (Mixed fractions)

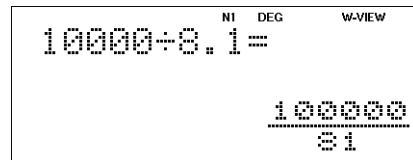
Display format indicator



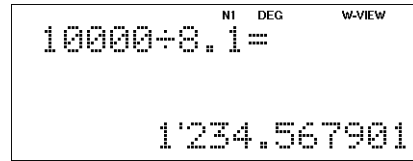
(NORM1 mode)



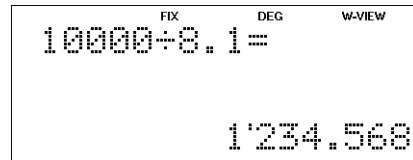
CHANGE (Improper fractions)



CHANGE (Decimal numbers)

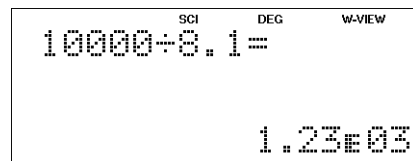


SET UP **1** **0** **3**



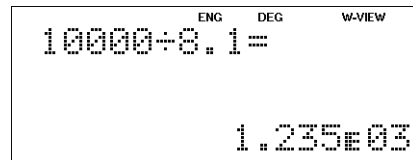
(FIX mode, TAB = 3)

SET UP **1** **1** **3**



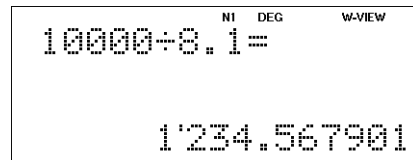
(SCI mode)

SET UP **1** **2** **3**



(ENG mode)

SET UP **1** **3**



(NORM1 mode)

NOTE:


In EL-W506T, use **2ndF** **SET UP** instead of **SET UP**.

7. EXPONENT DISPLAY

The distance from the earth to the sun is approx. 150,000,000 (1.5×10^8) km. Values such as this with many zeros are often used in scientific calculations, but entering the zeros one by one is a great deal of work and it's easy to make mistakes. In such cases, the numerical values are divided into mantissa and exponent portions, displayed and calculated.

<Example> What is the number of electrons flowing in a conductor when the electrical charge across a given cross-section is 0.32 coulombs. (The charge on a single electron = 1.6×10^{-19} coulombs).

0.32 **÷** 1.6 **Exp** 19 **=**



8. ANGULAR UNIT

This calculator has 3 types of angular units, which you can select from the SETUP menu.

Degrees (DEG is shown at the top of the display)

A commonly used unit of measure for angles. The angular measure of a circle is expressed as 360° . Press **SETUP** **0** **0**.

Radians (RAD is shown at the top of the display)

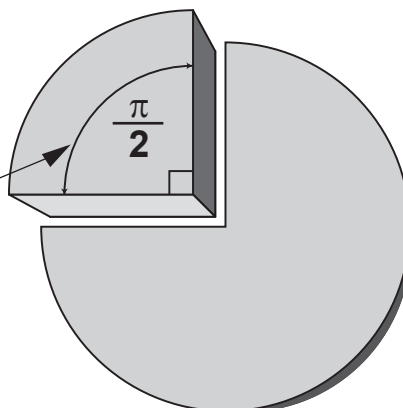
Radians are different from degrees and express angles based on the circumference of a circle. 180° is equivalent to π radians. Therefore, the angular measure of a circle is 2π radians. Press **SETUP** **0** **1**.

Grads (GRAD is shown at the top of the display)

Grads are a unit of angular measure used in Europe, particularly in France. An angle of 90 degrees is equivalent to 100 grads. Press **SETUP** **0** **2**.

The relationships between the three types of angular units can be expressed as right:

$$\begin{aligned} 90^\circ \text{ (DEG)} &= \\ \pi/2 \text{ (RAD)} &= \\ 100 \text{ (GRAD)} &= \end{aligned}$$



Angular values are converted from DEG to RAD to GRAD with each push of the **DRG** key (2nd function of **◉**). This function is used when doing calculations related to trigonometric functions or coordinate geometry conversions.

<Example> Check to confirm 90 degrees equaling $\pi/2$ radians equaling 100 grads. ($\pi=3.14159\dots$)

Operation

SETUP **0** **0** (DEG)

90 **2ndF** **DRG**

Display

NI DEG W-VIEW
NORMAL MODE
0.

NI RAD W-VIEW
90→RAD
 $\frac{1}{2}\pi$

2ndF **DRG▶**

NI GRAD W-VIEW
ANS▶GRAD
100.

2ndF **DRG▶**

NI DEG W-VIEW
ANS▶DEG
90.

NOTE:

In EL-W506T, use **2ndF** **SET UP** instead of **SET UP**.

9. RECURRING DECIMAL

Calculation results can be shown in a recurring decimal format.

SET UP **5** **1** Recurring decimal is ON.

SET UP **5** **0** Recurring decimal is OFF.

NOTE:

In EL-W506T, use **2ndF** **SET UP** instead of **SET UP**.

<Example>

Operation

ON/C **SET UP** **5** **1**

(Recurring decimal: ON)

56 **÷** **99** **=** **CHANGE**

(The recurring part is indicated by “-”.)

CHANGE

(Floating point)

CHANGE **CHANGE**

Display

NI DEG W-VIEW
56÷99=
0.56

NI DEG W-VIEW
56÷99=
0.565656565

NI DEG W-VIEW
56÷99=
0.56

10. DECIMAL POINT OF CALCULATION RESULT

You can show the decimal point in the calculation result as either a dot or comma.

SET UP **6** **0** (DOT).....Default setting

SET UP **6** **1** (COMMA)

<Example>

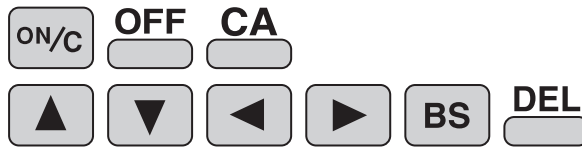
<u>Operation</u>	<u>Display</u>
ON/C SET UP 6 1 1 ÷ 2 = CHANGE	 <p>The display shows the calculation 1+2= and the result 0.5. The decimal point is a comma. Indicators NI, DEG, and W-VIEW are visible at the top.</p>

NOTE:

In EL-W506T, use **2ndF** **SET UP** instead of **SET UP**.

≈Functions and Key Operations≈

ON/OFF, Entry Correction Keys



Turns the calculator on or clears the data. It also clears the contents of the calculator display and voids any calculator command; however, statistics, as well as values stored in the memory, are not erased.



Turns the calculator off.



Clears all internal values, including the last answer (ANS) and statistics. Values stored in memory are not erased.




These arrow keys are useful for Multi-Line playback, which lets you scroll through calculation steps one by one.



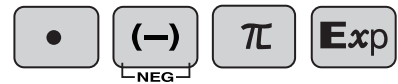
These keys are useful for editing equations. The key moves the cursor to the left, and the key moves the cursor to the right.



The key deletes the symbol/number at the left of the cursor, and the key deletes the symbol/number at the cursor.



Numerical Value Entry Keys



0 to 9 Numeric keys for entering data values.



Decimal point key. Enters a decimal point.



Enters the minus symbol.

The subtraction key  is not used for entering negative numbers.



Enters π (3.14159...).

The constant π , used frequently in function calculations, is the ratio of the circumference of a circle to its diameter



Enter a symbol that represents an exponentiation of 10 in scientific notation. ($1.23 \times 10^{12} \rightarrow 1.23E12$)

<Example> Provided the earth is moving around the sun in a circular orbit, how many kilometers will it travel in a year?

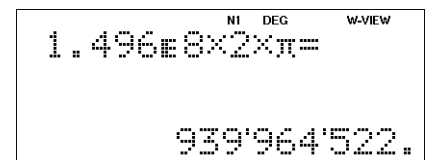
* The average distance between the earth and the sun being 1.496×10^8 km.

Circumference equals diameter $\times \pi$; therefore,
 $1.496 \times 10^8 \times 2 \times \pi$

Operation

Display

1.496  8  2   




Random Function

 Generates random numbers.




Random numbers are three-decimal-place values between 0.000 and 0.999. Using this function enables the user to obtain unbiased sampling data derived from random values generated by the calculator.

NOTE:






In "EXACT" of W-VIEW mode, random numbers are displayed as fractions. It is recommended to set to LINE mode or "APPROX." of W-VIEW mode in advance. When a fraction is displayed, press  to convert it to decimal form.

<Example>






   (LINE mode)

    0.*** (A random number is generated.)

[Random Dice]

To simulate a die-rolling, a random integer between 1 and 6 can be generated by pressing    . To generate the next random dice number, press .







[Random Coin]

To simulate a coin flip, 0 (heads) or 1 (tails) can be randomly generated by pressing    . To generate the next random coin number, press .

[Random Integer]

You can specify a range for the random integer with "R.Int(".


R.Int(*minimum value*, *maximum value*)

For example, if you enter    1  99 , a random integer from 1 to 99 will be generated. To generate the next random integer, press .


APPLICATIONS:

Building sample sets for statistics or research.

Modify Key

MDF  Function to round calculation results.
Even after setting the number of decimal places on the display, the calculator performs calculations using a larger number of decimal places than that which appears on the display.
By using this function, internal calculations will be performed using only the displayed value.

NOTE:

This key is valid only when the calculation result is displayed as a decimal. It is recommended to set to LINE mode or "APPROX." of W-VIEW mode in advance. When a fraction is displayed, press  to convert it to decimal form.

<Example>



FIX mode TAB = 1 (normal calculation)

5  9  0.6 (internally, 0.5555...)

 9  5.0

Rounded calculation (MDF)

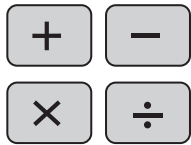

5  9  0.6 (internally, 0.5555...)

 **MDF**  (internally, 0.6)

 9  5.4

APPLICATIONS:
Frequently used in scientific and technical fields, as well as business, when performing chained calculations.

Basic Arithmetic Keys, Parentheses



The four basic operators. Each is used in the same way as a standard calculator:

+ (addition), - (subtraction), x (multiplication), and ÷ (division).



Finds the result in the same way as a standard calculator.



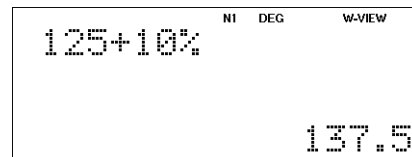
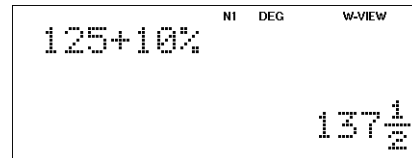
Used to specify calculations in which certain operations have precedence. You can make addition and subtraction operations have precedence over multiplication and division by enclosing them in parentheses.

Percent

For calculating percentages. Four methods of calculating percentages are presented as follows.

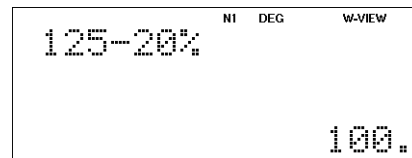
1) \$125 increased by 10%...137.5

$$125 \text{ [+] } 10 \text{ [2ndF] } \text{[%]}$$



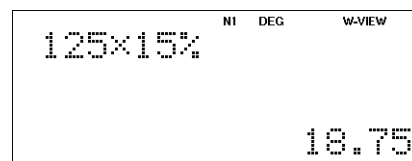

2) \$125 reduced by 20%...100

$$125 \text{ [-] } 20 \text{ [2ndF] } \text{[%]}$$




3) 15% of \$125...18.75

$$125 \text{ [×] } 15 \text{ [2ndF] } \text{[%]}$$



4) When \$125 equals 5% of X, X equals...2500

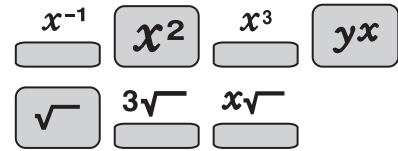
$$125 \text{ [÷] } 5 \text{ [2ndF] } \text{[%]}$$



NOTE:

In EL-W506T, when “(%)” is specified immediately after a value, the value is treated as a percentage. “(%)” is specified by **MATH** **6** in normal mode.

Inverse, Square, Cube, xth Power of y, Square Root, Cube Root, xth Root



x^{-1}
 Calculates the inverse of the value.

x^2
 Squares the value.


x^3
 Cubes the value.

y^x
 Calculates the x^{th} power of the value.

$\sqrt{\quad}$
 Calculates the square root of the value.

$\sqrt[3]{\quad}$
 Calculates the cube root of the value.

$\sqrt[x]{\quad}$
 Calculates the x^{th} root of the value.

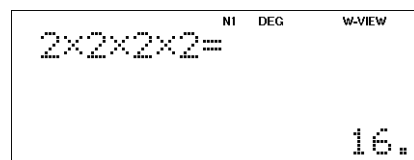


<Example>


Operation

Display

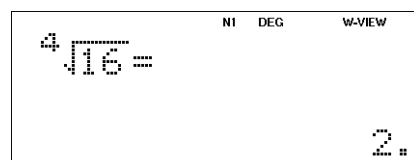
2 × 2 × 2 × 2 =



2 y^x 4 =



4 2ndF $\sqrt[x]{\quad}$ 16 =



Power and Radical root



<Example 1> Design a shaft that bears a torque T (= 9,550 Nm).
 τ is a constant that is determined by the material of the shaft,
and is taken to be $\tau = 20 \text{ N/mm}^2$.

$$d = \sqrt[3]{\frac{16T}{\pi\tau}}$$

Operation

ON/C 2ndF a/b 16 ×

9550 ▶ π × 20 =

Display

NI DEG W-VIEW

$$\sqrt[3]{\frac{16 \times 9550}{\pi \times 20}} =$$

13.44769432

Power and Radical root

$$y^x \quad \sqrt[x]{y}$$

<Example 2> If the principal is a (\$), the annual interest rate is r (%), and the number of years of interest accumulation is x (years), the final amount y (\$) is given by the following equation:

$$y = a (1 + r / 100)^x$$

- (1) Find the final amount when a principal of \$400,000 is deposited for three years at an annual interest rate of 5% and the interest is compounded annually.

$$y = 400000 \left(1 + \frac{5}{100} \right)^3$$

- (2) When a principal of \$300,000 is deposited for five years and the interest is compounded annually, the final amount is \$339,422. The annual interest rate r is given by the equation below. Find the annual interest rate r .

$$r = 100 \left(\sqrt[x]{\frac{y}{a}} - 1 \right)$$

$$r = 100 \left(\sqrt[5]{\frac{339422}{300000}} - 1 \right)$$

Operation

Display

(1)

ON/C 400000 (1 + a/b 5
 ► 100 ►) yx 3 =

NI DEG W-VIEW
 400000(1+5/100)³=
 463'050.

(2)

ON/C 100 (2ndF $\sqrt[x]{\quad}$ 5 ►
 a/b 339422 ► 300000 ►
 ► - 1) =

NI DEG W-VIEW
 100($\sqrt[5]{\frac{339422}{300000}} - 1$)=
 2.499971984

Power and Radical root



<Example 3> The musical note A is 440 Hz.
Calculate the frequencies of the notes in (1) to (3).

(1) "C" of A, A# (B \flat), B, C

$$440 \times (\sqrt[12]{2})^3$$

(2) "C" of A, G, F, E, D, C

$$\frac{440 \times (\sqrt[12]{2})^3}{2}$$

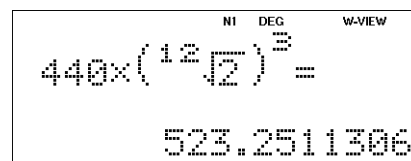
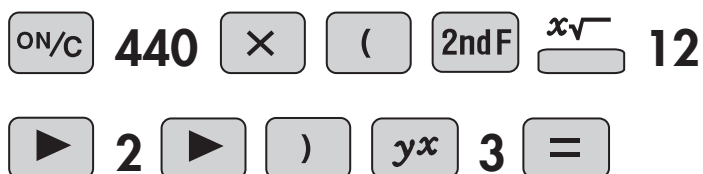
(3) "A" one octave higher

$$440 \times (\sqrt[12]{2})^{12}$$

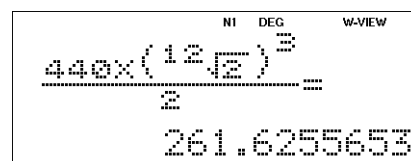
Operation

Display

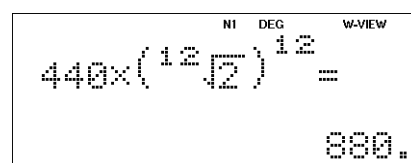

(1)



(2)





(3)




10 to the Power of x, Common Logarithm, Logarithm of x to Base a



 Calculates the value of 10 raised to the x^{th} power.

 Calculates the logarithm, the exponent of the power to which 10 must be raised to equal the given value.

 Calculates the logarithm of x to power a .

<Example>

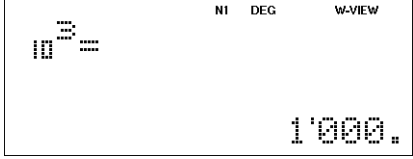
Operation

  3 

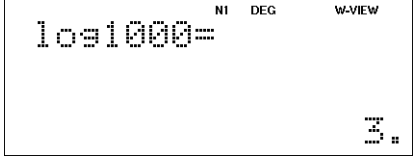
 1000 

  3  45 

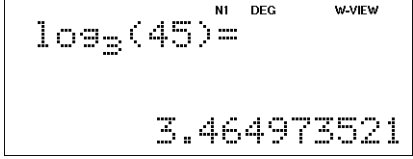
Display



NI DEG W-VIEW
 $10^3 =$
1'000.



NI DEG W-VIEW
log1000=
3.



NI DEG W-VIEW
 $\log_3(45) =$
3.464973521

Exponential, Logarithmic

$$10^x \quad \log$$

<Example 1> If E (units: joules) is the amount of energy released by an earthquake and M is the magnitude, the relation

$$\log E = 4.8 + 1.5M$$

holds.

If E' is the energy when the magnitude increases by N ,

$$\frac{E'}{E} = 10^{1.5N}$$

holds.

(1) When the magnitude increases by 1, by what factor does the energy increase?

(2) When the magnitude increases by 2, by what factor does the energy increase?

(3) The amount of energy in 20,000 tons of TNT is 8×10^{13} joules. When this energy is converted to a magnitude,

$$M = \frac{\log E - 4.8}{1.5}$$

holds. Find the magnitude M .

Operation

Display

(1)

$$\text{ON/C} \quad \text{2ndF} \quad \underline{10^x} \quad 1.5 \quad \times \quad 1 \quad =$$

NI DEG W-VIEW
 $10^{1.5 \times 1} =$
 31.6227766

(2)

$$\text{ON/C} \quad \text{2ndF} \quad \underline{10^x} \quad 1.5 \quad \times \quad 2 \quad =$$

NI DEG W-VIEW
 $10^{1.5 \times 2} =$
 1'000.

(3)

$$\text{ON/C} \quad \text{a/b} \quad \log \quad (\quad 8 \quad \times \quad \text{2ndF} \quad \underline{10^x} \quad 13 \quad \blacktriangleright \quad) \quad - \quad 4.8 \quad \blacktriangleright \quad \underline{1.5} \quad =$$

NI DEG W-VIEW
 $\frac{\log(8 \times 10^{13}) - 4.8}{1.5} =$
 6.068726658

Exponential, Logarithmic

In

log

<Example 2> Air is held inside a cylinder of volume V_1 ($= 0.01 \text{ m}^3$) at a pressure P_1 ($= 1,000,000 \text{ Pa}$) at 27°C with a piston. Find the quantity of thermal energy Q needed to expand the air at constant temperature to a pressure of P_2 ($= 101,000 \text{ Pa}$).

$$Q = p_1 V_1 \ln \frac{p_1}{p_2}$$

$$\approx \frac{p_1 V_1}{0.434} \log \frac{p_1}{p_2}$$

Operation

Display

ON/C 1000000 × 0.01 In

```

NI DEG W-VIEW
← 0x0.01ln 1000000
          101000
    
```

a/b 1000000 ▶ 101000

```

NI DEG W-VIEW
1000000x0.01ln 10
          101000
22'926.34762
    
```

=

ON/C a/b 1000000 × 0.01 ▶

0.434 ▶ log a/b 1000000

```

NI DEG W-VIEW
← .01log 1000000
          101000
    
```

▶ 101000

```

NI DEG W-VIEW
1000000x0.01log 10
0.434
22'941.90383
    
```

=

Exponential, Logarithmic

10^x $\log_a x$

<Example 3> Find the pH of hydrochloric acid HCl at a concentration of 1.0×10^{-8} mol/L

* pH = 7 (neutral), pH < 7 (acidic), pH > 7 (alkaline)

$$\text{pH} = -\log_{10}\left(a + \frac{\sqrt{a^2 + 4 \times 10^{-14}} - a}{2}\right)$$

Operation

Display

Enter the value of a

1.0 **8**

NI DEG W-VIEW
 $1.0 \times 10^{-8} \rightarrow A$
 0.00000001

Calculate the pH

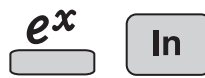
10

4 **14**
 2

NI DEG W-VIEW
 $\left(A + \frac{\sqrt{A^2 + 4 \times 10^{-14}} - A}{2} \right)$

NI DEG W-VIEW
 $-\log_{10}\left(A + \frac{\sqrt{A^2 + 4 \times 10^{-14}} - A}{2} \right)$
 6.978294314

e to the Power of x, Natural Logarithm



Calculates powers based on the constant e (2.718281828).



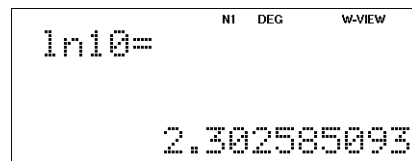
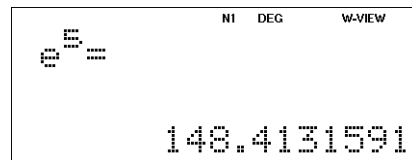
Calculates the value of the natural logarithm, the exponent of the power to which e must be raised to equal the given value.

<Example>

Operation



Display



Factorials $n!$

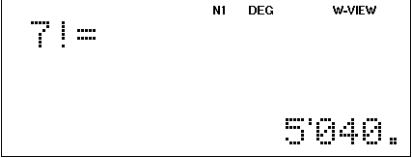
$n!$ The product of a given positive integer n multiplied by all the lesser positive integers from 1 to $n-1$ is indicated by $n!$ and called the factorial of n .

<Example 1>

Operation

7 **2ndF** $n!$ **=**

Display



NI DEG W-VIEW
7! =
5040.

cf.
 $n! = 1 \times 2 \times 3 \times \dots \times n$


<Example 2> How many arrangements exist of cards of three colors: red, blue, and yellow?

$$3! = 3 \times 2 \times 1 = 6$$

Operation

ON/C 3 **2ndF** $n!$
=

Display



NI DEG W-VIEW
3! =
6.

APPLICATIONS:

Used in statistics and mathematics. In statistics, this function is used in calculations involving combinations and permutations.

Permutations, Combinations

$$\frac{nPr}{\quad} \quad \frac{nCr}{\quad}$$

$$\frac{nPr}{\quad}$$

This function finds the number of different possible orderings in selecting r objects from a set of n objects. For example, there are six different ways of ordering the letters ABC in groups of three letters—ABC, ACB, BAC, BCA, CAB, and CBA.

The calculation equation is ${}_3P_3 = 3 \times 2 \times 1 = 6$ (ways).

$$\frac{nCr}{\quad}$$

This function finds the number of ways of selecting r objects from a set of n objects. For example, from the three letters ABC, there are three ways we can extract groups of two different letters—AB, AC, and CB.

The calculation equation is ${}_3C_2$.

<Example 1>

Operation

$$6 \text{ 2ndF } \frac{nPr}{\quad} 4 =$$

$$6 \text{ 2ndF } \frac{nCr}{\quad} 4 =$$

Display

NI	DEG	W-VIEW
6P4=		
360.		

NI	DEG	W-VIEW
6C4=		
15.		

APPLICATIONS:

Used in statistics (probability calculations) and in simulation hypotheses in fields such as medicine, pharmaceuticals, and physics. Also, can be used to determine the chances of winning in lotteries.

Permutations, Combinations

nPr nCr

<Example 2> (1) When three cards are selected from five cards numbered 1 to 5 and placed in a row, how many possible orderings of the cards are there?

$${}_5P_3 = 5 \times 4 \times 3$$

(2) When three cards are selected from five cards numbered 1 to 5, how many ways of selecting the cards are possible?

Let the number of ways of selecting the cards be C . There are $3!$ possible orderings of the cards, and thus when ordered in a row

$$C \times 3! = {}_5P_3$$

Therefore C is

$$C = {}_5P_3 \div 3!$$


*This is written as ${}_5C_3$.

Operation

Display

(1)

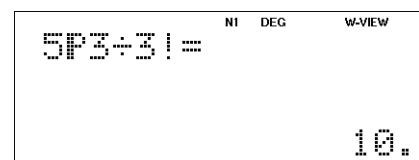
ON/C 5 2ndF nPr 3 =




(2)

ON/C 5 2ndF nPr 3 ÷

3 2ndF $n!$ =



ON/C 5 2ndF nCr 3 =



Permutations, Combinations

$$\frac{nCr}{}$$

<Example 3> Find the probability of drawing one pair when 5 cards are drawn from a deck of 52 cards.
 No jokers are included in the deck.
 Probability of drawing one pair =
 Ways of selecting one pair ÷ Ways of selecting 5 cards
 Ways of selecting one pair =
 Ways of selecting two cards to make a pair x Ways of selecting 3 remaining cards

Ways of selecting two cards to make a pair
 Ways of selecting the number: 13 possibilities from 1 to 13 (King)
 Ways of selecting the suit: Two suits selected from four, 4C_2
 Hence $13 \times {}^4C_2$

Ways of selecting remaining three cards
 Ways of selecting the number: Three types are selected from (13 - 1) types ${}^{(13-1)}C_3$

Ways of selecting the suit: For each number on the three cards, there are 4 types of suit 4^3

Hence ${}^{12}C_3 \times 4^3$

Ways of selecting five cards
 ${}^{52}C_5$

The probability of drawing one pair is
 $(13 \times {}^4C_2) \times ({}^{12}C_3 \times 4^3) \div {}^{52}C_5$

<u>Operation</u>	<u>Display</u>
ON/C (13 × 4 2ndF $\frac{nCr}{}$	
2) × (12 2ndF $\frac{nCr}{}$	
3 × 4 2ndF x^3) ÷	$\left((12C3 \times 4^3) \div 52C5 \right)$
52 2ndF $\frac{nCr}{}$ 5	
= CHANGE	$\left((13 \times 4C2) \times (12C3 \times 4^3) \div 52C5 \right)$ 0.422569027

Quotient Remainder Calculation, Prime Factorization

int ÷ P.FACT

int ÷ Calculates the quotient (Q) and the remainder (R).

P.FACT The calculation result can be shown as a product of prime numbers.

<Example>

Operation

185 int ÷ 36

3 18 int ÷

17

900

P.FACT

Display

NI DEG W-VIEW
185 ÷ 36 =
Q: 5.
R: 5.

NI DEG W-VIEW
3¹⁸ ÷ 17 =
Q: 22'789'440.
R: 9.

NI DEG W-VIEW
900 =
2² × 3² × 5²

Greatest Common Divisor, Least Common Multiple

GCD LCM

GCD
 Calculates the greatest common divisor.

LCM
 Calculates the least common multiple.

<Example>

Operation

ON/C 12 2ndF GCD 16 =

128 2ndF GCD 200 =

ON/C 12 2ndF LCM 16 =

128 2ndF LCM 200 =

Display

NI DEG W-VIEW
12GCD16=
4.

NI DEG W-VIEW
128GCD200=
8.

NI DEG W-VIEW
12LCM16=
48.

NI DEG W-VIEW
128LCM200=
3'200.

Sexagesimal Calculation (Time)



Inputs values in sexagesimal notation (degrees, minutes, seconds).



Converts a sexagesimal value displayed in degrees, minutes, seconds to decimal notation. Also, converts a decimal value to sexagesimal notation (degrees, minutes, seconds).

<Example>

Operation

2 **D°M'S** 35 **D°M'S** 45 **+**
 1 **D°M'S** 19 **D°M'S** 30 **=**

2ndF **↔DEG**

CHANGE **CHANGE**

2ndF **↔DEG**

Display

NI DEG W-VIEW
 2°35'45"+1°19'30"
 3°55'15."

NI DEG W-VIEW
 ANS=
 $3\frac{221}{240}$

NI DEG W-VIEW
 ANS=
 3.920833333

NI DEG W-VIEW
 ANS=
 3°55'15."

APPLICATIONS:

Used in calculations of angles and angular velocity in physics, and latitude and longitude in geography.

Fractional Calculations



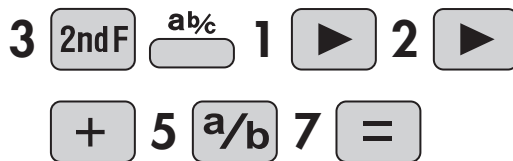
Inputs proper or improper fractions which consist of a numerator and denominator.




Inputs a mixed fraction.

<Example> Add $3\frac{1}{2}$ and $\frac{5}{7}$, and convert to decimal notation.

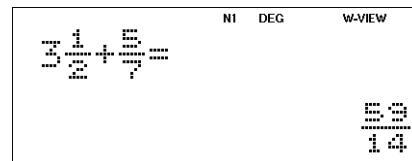
Operation




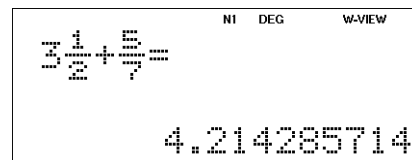
Display



Convert to an improper fraction



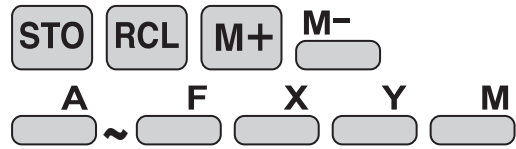
Convert to decimal notation



APPLICATIONS:

There is a wide variety of applications for this function because fractions are such a basic part of mathematics. This function is useful for calculations involving electrical circuit resistance.

Memory Calculations



- STO** Stores displayed values in memories A~F, X, Y, M.
- RCL** Recalls values stored in A~F, X, Y, M.
- M+** Adds the displayed value to the value in the independent memory M.
- M-** Subtracts the displayed value from the value in the independent memory M.
- A** ~ **F** **X** **Y** Temporary memories
- M** Independent memory

<Example 1>

Operation


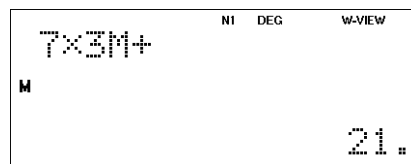
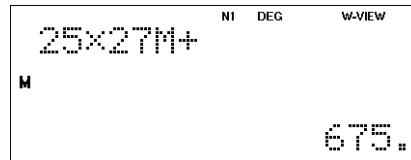

0 **STO** **M**
(Enter 0 for M)

25 **×** 27 **M+**

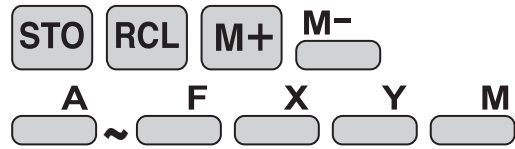
7 **×** 3 **M+**

RCL **M**

Display



Memory Calculations



<Example 2>

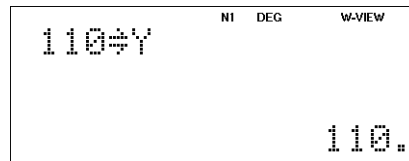
Calculates \$/¥ at the designated exchange rate.

\$1 = ¥110 → ¥26,510 = \$? \$2,750 = ¥?


Operation

Display

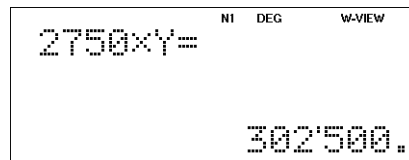
110 STO Y



26510 ÷ RCL Y =



2750 × RCL Y =



Last Answer Memory ANS

ANS

Recalls the last answer calculated by pressing

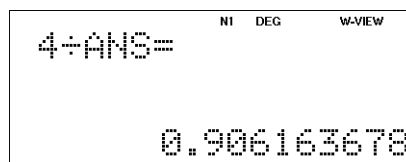
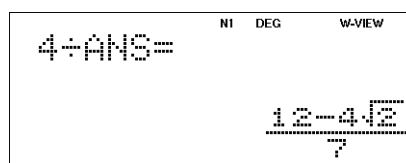
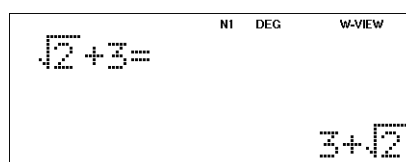
<Example> Solve for x first and then solve for y using x.

$$x = \sqrt{2} + 3 \quad \text{and} \quad y = 4 \div x$$

Operation



Display



User-Defined Memories

D1 ~ D3

D1 ~ D3

Recall a function that was defined by the user.


<Example>

<u>Operation</u>	<u>Display</u>
STO D1	<pre>NI DEG W-VIEW STORING D1 SELECT FUNCTION</pre>
2ndF arc hyp sin⁻¹	<pre>NI DEG STORED!</pre>
D1 26 =	<pre>NI DEG W-VIEW sinh⁻¹26= 3.951613336</pre>






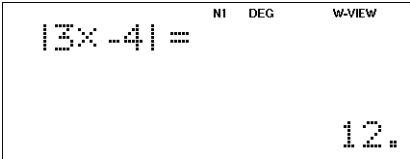
APPLICATIONS:

Functions that you have previously defined, including those using common 2nd Function buttons, can be stored in D1~ D3 for later use, thus saving time on keystrokes.

Absolute Value

 Returns an absolute value.

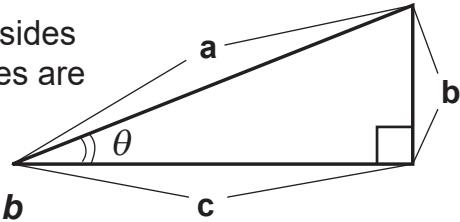
<Example>

<u>Operation</u>	<u>Display</u>
  3  - 4 ( 4) 	

Trigonometric Functions

sin **cos** **tan**

Trigonometric functions determine the ratio of three sides of a right triangle. The combinations of the three sides are sin, cos, and tan. Their relations are:



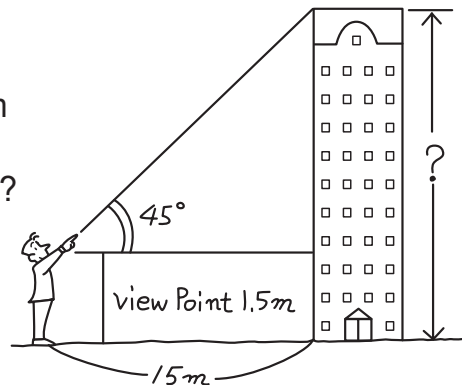
sin Calculates the sine of an angle. $\sin \theta = \frac{b}{a}$

cos Calculates the cosine of an angle. $\cos \theta = \frac{c}{a}$

tan Calculates the tangent of an angle. $\tan \theta = \frac{b}{c}$

<Example 1>

The angle from a point 15 meters from a building to the highest floor of the building is 45° . How tall is the building?



[DEG mode]

Operation

tan 45 **×** 15
+ 1 **•** 5 **=**
 View point

CHANGE

CHANGE

Display

```

NI DEG W-VIEW
tan45×15+1.5=
16½
    
```

```

NI DEG W-VIEW
tan45×15+1.5=
16½
    
```

```

NI DEG W-VIEW
tan45×15+1.5=
16.5
    
```

APPLICATIONS:

Trigonometric functions are useful in mathematics and various engineering calculations. They are often used in astronomical observations, civil engineering and in calculations involving electrical circuits, as well as in calculations for physics such as parabolic motion and wave motion.

Trigonometric Functions

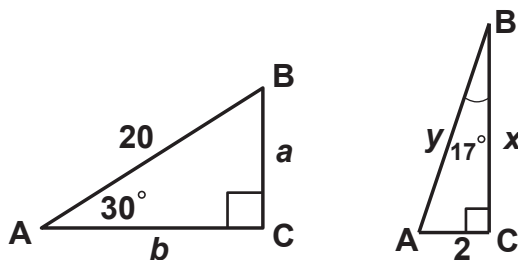
sin

cos

tan

<Example 2>

Find the length of the side of the following triangle.



$$a = 20 \sin 30$$

$$b = 20 \cos 30$$

$$x = \frac{2}{\tan 17}$$

$$y = \frac{2}{\sin 17}$$

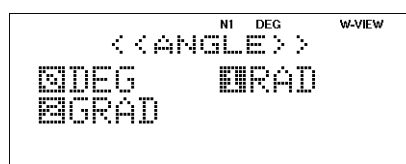
Operation

SET UP 0 (DRG)

0 (DEG)

<Angle setting "°" (DEG)>

Display



NOTE:

In EL-W506T, use 2ndF SET UP instead of SET UP.

Trigonometric Functions

sin

cos

tan

ON/C

$$20 \sin 30 =$$

NI DEG W-VIEW
20sin30=
10.

$$20 \cos 30 =$$

NI DEG W-VIEW
20cos30=
10√3

$$\frac{2}{\tan 17} =$$

$$17 =$$

NI DEG W-VIEW
 $\frac{2}{\tan 17} =$
6.541705237

$$\frac{2}{\sin 17} =$$

$$17 =$$

NI DEG W-VIEW
 $\frac{2}{\sin 17} =$
6.84060724

Trigonometric Functions

sin

<Example 3>

The instantaneous value V of the AC voltage is expressed by the equation below.

$$V = \sqrt{2}V_e \sin(2\pi ft) \text{ [V]}$$

Root mean square value $V_e = 100 \text{ [V]}$

Frequency $f = 60 \text{ [Hz]}$

Find the instantaneous value of the AC voltage at time $t = 2.000, 2.002, 2.004, 2.008, 2.012, 2.016$

Operation

Display

SET UP **0** (DRG)

```

NI DEG W-VIEW
<<ANGLE>>
DEG  RAD
GRAD
    
```

1 (RAD)

<Angle setting "rad" (RAD)>

NOTE:

In EL-W506T, use **2ndF** **SET UP** instead of **SET UP**.

ON/C **√** **2** **▶** **×** **100**

sin **(** **2** **×** **π** **×**

60 **×** **2.000** **)**

=

```

←
NI RAD W-VIEW
(2×π×60×2.000)
    
```

```

NI RAD W-VIEW
√2×100sin(2×π×60
0.
    
```

◀ **◀** **BS** **2**

```

←
NI RAD W-VIEW
(2×π×60×2.0024
    
```

=

```

NI RAD W-VIEW
√2×100sin(2×π×60
96.80958013
    
```

Trigonometric Functions

sin

◀ ▶ BS 4

=

← NI RAD W-VIEW
 $(2 \times \pi \times 60 \times 2.0044$

NI RAD W-VIEW
 $\sqrt{2} \times 100 \sin(2 \times \pi \times 60$
141.1422935

◀ ▶ BS 8

=

← NI RAD W-VIEW
 $(2 \times \pi \times 60 \times 2.0084$

NI RAD W-VIEW
 $\sqrt{2} \times 100 \sin(2 \times \pi \times 60$
17.72479587

◀ ▶ BS BS 12

=

← NI RAD W-VIEW
 $(2 \times \pi \times 60 \times 2.0124$

NI RAD W-VIEW
 $\sqrt{2} \times 100 \sin(2 \times \pi \times 60$
-138.9163952

◀ ▶ BS BS 16

=

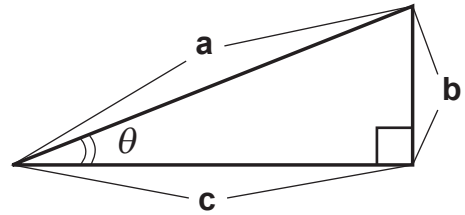
← NI RAD W-VIEW
 $(2 \times \pi \times 60 \times 2.0164$

NI RAD W-VIEW
 $\sqrt{2} \times 100 \sin(2 \times \pi \times 60$
-35.17006113

Arc Trigonometric Functions

Arc trigonometric functions, the inverse of trigonometric functions, are used to determine an angle from ratios of a right triangle.

The combinations of the three sides are \sin^{-1} , \cos^{-1} , and \tan^{-1} . Their relations are;



(arc sine) Determines an angle based on the ratio b/a of two sides of a right triangle.

$$\theta = \sin^{-1} \frac{b}{a}$$

(arc cosine) Determines an angle based on the ratio c/a for two sides of a right triangle.

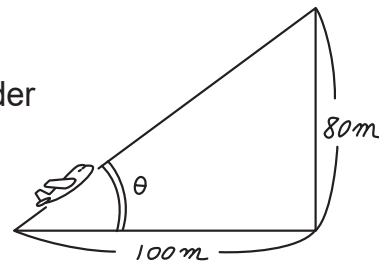
$$\theta = \cos^{-1} \frac{c}{a}$$

(arc tangent) Determines an angle based on the ratio b/c for two sides of a right triangle.

$$\theta = \tan^{-1} \frac{b}{c}$$

<Example>

At what angle should an airplane climb in order to climb 80 meters in 100 meters?



Operation

(DRG)

(DEG)

<Angle setting "°" (DEG)>

NOTE:

In EL-W506T, use instead of .

Display

```

      NI  RAD  W-VIEW
    <<ANGLE>>
    DEGREE  RAD
    DEGREE
    
```

(÷) =

```

      NI  DEG  W-VIEW
    tan-1(80÷100)=
    38.65980825
    
```

Hyperbolic Functions

hyp arc hyp

hyp The hyperbolic function is defined by using natural exponents in trigonometric functions.

arc hyp Arc hyperbolic functions are defined by using natural logarithms in trigonometric functions.

APPLICATIONS:

Hyperbolic and arc hyperbolic functions are very useful in electrical engineering and physics.

Hyperbolic Functions

hyp cos sin

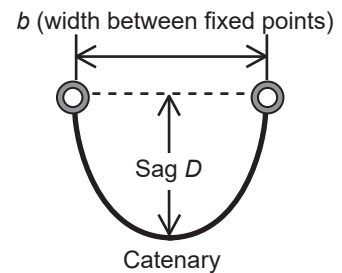
<Example 1>

The curve that forms when a rope hangs from two fixed points is called a "catenary", and the sag D of the rope can be expressed using a hyperbolic function.

$$D = a \cosh \frac{b}{2a} - a$$

The length L of rope that creates this sag is expressed by the following equation.

$$L = 2a \sinh \frac{b}{2a}$$



When $a = 0.846$ and $b = 2$, find the rope sag D and the rope length L .

* The value a is called the catenary factor, and determines the shape of the curve.

Operation

Display

ON/C 0.846 hyp cos (

a/b 2 ► 2 × 0.846

►) - 0.846

=

```

← NI DEG W-VIEW
  2
  0.846 ) - 0.846...
  
```

ON/C 2 × 0.846 hyp sin

(a/b 2 ► 2 ×

0.846 ►)

=

```

← NI DEG W-VIEW
0.846 cosh( 2 / (2 × 0.846) ) -
0.663116811
  
```

```

← NI DEG W-VIEW
6 sinh( 2 / (2 × 0.846) ) -
  
```

```

← NI DEG W-VIEW
2 × 0.846 sinh( 2 / (2 × 0.846) ) -
2.499373963
  
```


Hyperbolic Functions

hyp tan

(This example is for EL-W506T only.)

<Example 2>

A drop of rain falls against an air resistance proportional to the square of the fall velocity. The velocity v at time t seconds after the start of the fall is given by the following equation:

$$v = A \tanh Bt \text{ [m/s]}$$

$$A = 6.82$$

$$B = 1.44$$

(A and B are constants determined by a raindrop diameter of 1 mm and the physical properties of air.)

Find the fall velocity at time $t = 0, 1, 2, 5, 10, 15$.

*As the calculations are continued, v approaches 6.82. Therefore, the velocity of a raindrop is about 6.82 m/s (24.6 km/h) when it reaches the ground.

Note: The fall distance from time $t = 0$ to 15 [s] is given by the following equation. (Calculation of integral)

$$\int_0^{15} (6.82 \tanh(1.44x)) dx = 99.01718518$$

Answer

x	v
0	0
1	6.0950185
2	6.777153851
5	6.819992397
10	6.82
15	6.82

NOTE:

This example is solved by the Simulation calculation (ALGB).

EL-W506T has the Simulation calculation (ALGB).

This function is convenient for repeated calculations using varying values of X .

1. Enter $A \tanh(BX)$ (use the characters A , B , and X to enter).

[DEG mode]

<u>Operation</u>	<u>Display</u>
<div style="display: flex; justify-content: space-around; align-items: center;"> <div style="border: 1px solid black; padding: 2px 5px;">ON/C</div> <div style="border: 1px solid black; padding: 2px 5px;">ALPHA</div> <div style="border: 1px solid black; padding: 2px 5px;">A</div> <div style="border: 1px solid black; padding: 2px 5px;">hyp</div> <div style="border: 1px solid black; padding: 2px 5px;">tan</div> </div>	<div style="border: 1px solid black; padding: 5px; width: fit-content; margin: 0 auto;"> <div style="display: flex; justify-content: space-between; font-size: 8px; margin-bottom: 2px;"> NI DEG W-VIEW </div> <p style="font-family: monospace; margin: 0;">A tanh(BX)...</p> </div>
<div style="display: flex; justify-content: space-around; align-items: center;"> <div style="border: 1px solid black; padding: 2px 5px;">(</div> <div style="border: 1px solid black; padding: 2px 5px;">ALPHA</div> <div style="border: 1px solid black; padding: 2px 5px;">B</div> <div style="border: 1px solid black; padding: 2px 5px;">ALPHA</div> <div style="border: 1px solid black; padding: 2px 5px;">X</div> </div>	
<div style="border: 1px solid black; padding: 2px 5px;">)</div>	

Hyperbolic Functions

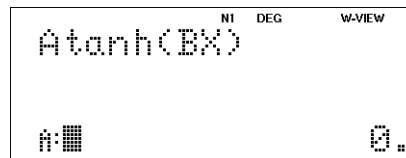
hyp

tan

2. Enter the Simulation calculation.

2ndF **ALGB**

<Simulation calculation>

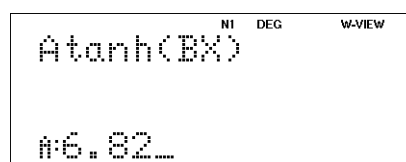


NI DEG W-VIEW
Atanh(BX)
0.

3. Enter the value of A.

6.82 **=**

(If 6.82 appears, press only the **=** key)

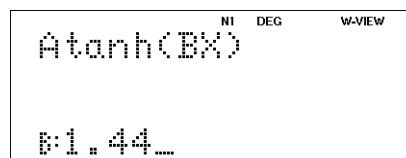


NI DEG W-VIEW
Atanh(BX)
#6.82_

4. Enter the value of B.

1.44 **=**

(If 1.44 appears, press only the **=** key)

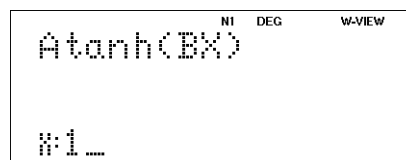


NI DEG W-VIEW
Atanh(BX)
#1.44_

5. Enter the value of X.

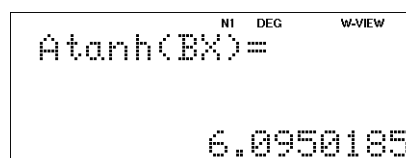
For example,

1 **=**



NI DEG W-VIEW
Atanh(BX)
#1_

6. The answer is obtained.



NI DEG W-VIEW
Atanh(BX)=
6.0950185

Repeat 2 to 6

Coordinate Conversion

$\rightarrow r\theta$ $\rightarrow xy$ (x',y')

$\rightarrow r\theta$

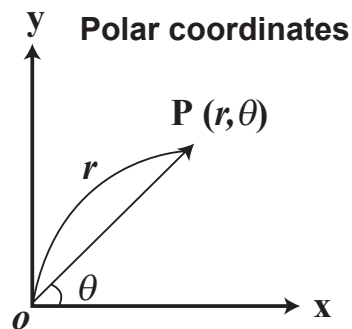
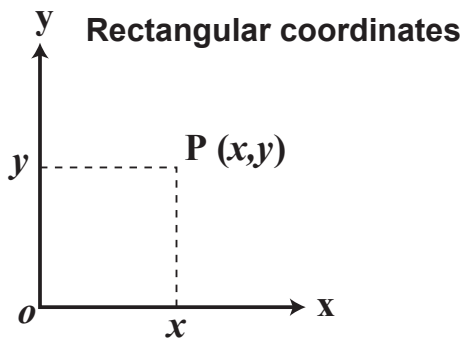
Converts rectangular coordinates to polar coordinates ($x, y \rightarrow r, \theta$)

$\rightarrow xy$

Converts polar coordinates to rectangular coordinates ($r, \theta \rightarrow x, y$)

(x',y')

Splits data used for dual-variable data input.



<Example> Determine the polar coordinates (r, θ) when the rectangular coordinates of Point P are ($x = 7, y = 3$).

[DEG mode]

Operation

Display

7 (x',y') 3 $2^{nd}F$ $\rightarrow r\theta$

```

NI DEG W-VIEW
7,3→rθ
r: 7.615773106
θ: 23.19859051
    
```

7.6 (x',y) 23.2 $2^{nd}F$ $\rightarrow xy$

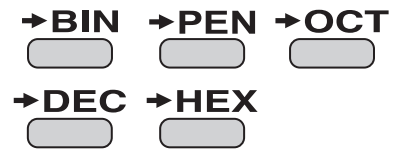
```

NI DEG W-VIEW
7.6,23.2→xy
X: 6.985428578
Y: 2.993958513
    
```

APPLICATIONS:

Coordinate conversion is often used in mathematics and engineering, especially for impedance calculations in electronics and electrical engineering.

Binary, Pental, Octal, Decimal, and Hexadecimal Operations (N-Base)



This calculator can perform conversions between numbers expressed in binary, pental, octal, decimal, and hexadecimal systems. It can also perform the four basic arithmetic operations, calculations with parentheses and memory calculations using binary, pental, octal, decimal, and hexadecimal numbers. In addition, the calculator can carry out the logical operations AND, OR, NOT, NEG, XOR, and XNOR on binary, pental, octal, and hexadecimal numbers.

- BIN** Converts to the binary system. "BIN" appears.
- PEN** Converts to the pental system. "PEN" appears.
- OCT** Converts to the octal system. "OCT" appears.
- HEX** Converts to the hexadecimal system. "HEX" appears.
- DEC** Converts to the decimal system. "BIN", "PEN", "OCT", and "HEX" disappear from the display.

Conversion is performed on the displayed value when these keys are pressed.

<Example 1> HEX(1AC) →BIN →PEN →OCT →DEC

<u>Operation</u>	<u>Display</u>
<input type="button" value="2ndF"/> → HEX <input type="button" value=""/> 1AC	<small>NI DEG W-VIEW</small> 1AC... HEX
<input type="button" value="2ndF"/> → BIN <input type="button" value=""/>	<small>NI DEG W-VIEW</small> 1AC→BIN BIN 110101100
<input type="button" value="2ndF"/> → PEN <input type="button" value=""/>	<small>NI DEG W-VIEW</small> ANS→PEN PEN 3203
<input type="button" value="2ndF"/> → OCT <input type="button" value=""/>	<small>NI DEG W-VIEW</small> ANS→OCT OCT 654
<input type="button" value="2ndF"/> → DEC <input type="button" value=""/>	<small>NI DEG W-VIEW</small> ANS→DEC 428.

<Example 2> 1011 AND 101 = (BIN) →DEC

<u>Operation</u>	<u>Display</u>
<input type="button" value="ON/C"/> <input type="button" value="2ndF"/> → BIN <input type="button" value=""/> 1011 <input type="button" value="AND"/> <input type="button" value=""/> 101 <input type="button" value="="/>	<small>NI DEG W-VIEW</small> 1011AND101= BIN 1
<input type="button" value="2ndF"/> → DEC <input type="button" value=""/>	<small>NI DEG W-VIEW</small> ANS→DEC 1.

Statistics Functions

MODE

(x,y)

DATA

INS-D

STAT

The statistics function is excellent for analyzing qualities of an event. Though primarily used for engineering and mathematics, the function is also applied to nearly all other fields including economics and medicine.

(x,y) Splits data used for X and FRQ data input (or X, Y, and FRQ data input).

DATA Close/display the input table.

INS-D Insert a line in the input table for data insertion.

STAT Statistical values can be calculated from the STAT menu.

DATA INPUT FOR 1-VARIABLE STATISTICS

<Example 1> Here is a table of examination results. Input this data for analysis.

Data table 1

No.	1	2	3	4	5	6	7	8
Score	30	40	50	60	70	80	90	100
No. of pupils	2	4	5	7	12	10	8	2

Operation

MODE 1 0

Select single-variable statistics mode
(The input table is displayed.)

30 (x,y) 2 ENTER

⋮

100 (x,y) 2 ENTER

Display

X	FRQ
1	2

X	FRQ
1	2
30	4

X	FRQ
1	2
30	4
100	2

ANALYSIS RESULTS FOR 1-VARIABLE STATISTICS

Let's check the results based on the previous data.

<u>Operation</u>	<u>Display</u>
<p>DATA <input type="button" value="DATA"/> (Close the input table.)</p> <p><input type="button" value="ALPHA"/> <input type="button" value="STAT"/> <input type="button" value="0"/></p> <p>Calculates Statistical values.</p> <p><input type="button" value="▼"/> <input type="button" value="▼"/> <input type="button" value="▼"/></p>	<div style="border: 1px solid black; padding: 5px; margin-bottom: 5px;"> <pre style="font-family: monospace; font-size: 0.8em;"> NI DEG n = 50. x̄ = 69. sx = 17.7568613 s²x = 315.306122 </pre> </div> <div style="border: 1px solid black; padding: 5px; margin-bottom: 5px;"> <pre style="font-family: monospace; font-size: 0.8em;"> NI DEG ↑ σx = 17.5783958 σ²x = 309. Σx = 3450. ↓ Σx² = 253500. </pre> </div> <div style="border: 1px solid black; padding: 5px; margin-bottom: 5px;"> <pre style="font-family: monospace; font-size: 0.8em;"> NI DEG ↑ xmin= 30. Q1 = 60. Med = 70. ↓ Q3 = 80. </pre> </div> <div style="border: 1px solid black; padding: 5px;"> <pre style="font-family: monospace; font-size: 0.8em;"> NI DEG ↑ xmax= 100. </pre> </div>

Statistics:

- n* Number of samples
- \bar{x} Mean (average) of samples (x data)
- s_x* Standard deviation of samples (x data)
- s²_x* Variance of samples (x data)
- σ_x Standard deviation of the population (x data)
- σ^2_x Variance of the population (x data)
- Σx Sum of samples (x data)
- Σx^2 Sum of squares of samples (x data)
- x_{min}* Minimum value of samples (x data)
- Q₁* First quartile of samples (x data)
- Med* Median of samples (x data)
- Q₃* Third quartile of samples (x data)
- x_{max}* Maximum value of samples (x data)

APPLICATIONS:
 Single-variable statistical calculations are used in a broad range of fields, including engineering, business, and economics. They are most often applied to analysis in atmospheric observations and physics experiments, as well as for quality control in factories.

<Example 2>

No	Weight [g]
1	97.27
2	96.83
3	96.65
4	96.90
5	96.77

When the weight of a calculator was measured, the results at left were obtained. Find the average and standard deviation of the weight.

Operation

Display

MODE 1 0
2ndF CA

Stat 0 [SD] NI DEG
0.

DATA (Display the input table.)

97.27 ENTER
96.83 ENTER
...
96.77 ENTER

NI DEG
↑ X FREQ ↓
496.9 1
596.77 1
6

DATA (Close the input table.)

ALPHA STAT 0

NI DEG
n = 5.
x̄ = 96.884
sx = 0.234478144
↓ s²x = 0.05498

▼

NI DEG
↑ σx = 0.209723627
σ²x = 0.043984
Σx = 484.42
↓ Σx² = 46'932.7672

Average = 96.884

Standard deviation = 0.209723627

DATA CORRECTION

Move the cursor () to the data that you want to correct, enter the numeric value, and press .

- To insert a line in front of the cursor position, press .
- To delete the entire line where cursor is positioned, press .

<Example 3>

Data table 2

X: 30, 40, 40, 50



X: 30, 45, 45, 45, 60

Operation

30

40 2

50

45 3

60

Display

DATA INPUT FOR 2-VARIABLE STATISTICS

<Example 4> The table below summarizes the dates in April when cherry blossoms bloom, and the average temperature for March in that same area. Determine basic statistical quantities for data X and data Y based on the data table.

Data table 3

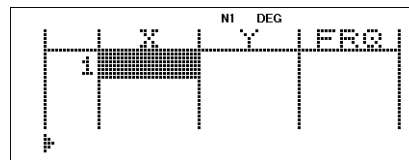
Year	2010	2011	2012	2013	2014	2015	2016	2017
x Average temperature	6.2	7.0	6.8	8.7	7.9	6.5	6.1	8.2
y Date blossoms bloom	13	9	11	5	7	12	15	7

Operation



Select two-variable statistics mode and linear regression calculation in sub-mode. (The input table is displayed.)

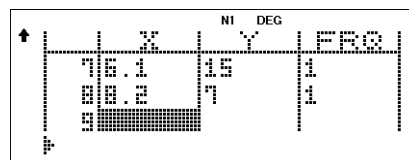
Display



6.2 (x,y) 13

⋮

8.2 (x,y) 7



ANALYSIS RESULTS FOR 2-VARIABLE STATISTICS

Let's check the results based on the previous data.

<u>Operation</u>	<u>Display</u>
<p>DATA (Close the input table.)</p> <p>ALPHA STAT 0</p> <p>Calculates Statistical values.</p> <p>▼ ▼ ▼ ▼ ▼</p>	<pre> NI DEG n = 8 x̄ = 7.175 sx = 0.973579551 s²x = 0.947857142 </pre> <pre> NI DEG sx = 0.91070028 s²x = 0.829375 x̄x = 57.4 Σx² = 418.48 </pre> <pre> NI DEG xmin= 6.1 xmax= 8.7 x̄ = 9.875 sx = 3.44082631 </pre> <pre> NI DEG s²w = 11.8392857 σw = 3.2185983 σ²w = 10.359375 Σw = 79. </pre> <pre> NI DEG Σw² = 863. Σxw = 544.1 Σx²w = 3800.51 Σx³ = 3100.276 </pre> <pre> NI DEG Σx⁴ = 23331.6196 wmin= 5. wmax= 15. </pre>

The following statistics are added to that of 1-variable statistics excluding the quartile.

Statistics:

- \bar{y} Mean (average) of samples (y data)
- s_y Standard deviation of samples (y data)
- s^2_y Variance of samples (y data)
- σ_y Standard deviation of the population (y data)
- σ^2_y Variance of the population (y data)
- Σy Sum of samples (y data)
- Σy^2 Sum of squares of samples (y data)
- Σxy Sum of products of samples (x,y)
- $\Sigma x^2 y$ Sum of products of samples (x^2, y)
- Σx^3 Sum of 3rd powers of samples (x data)
- Σx^4 Sum of 4th powers of samples (x data)
- y_{min} Minimum value of samples (y data)
- y_{max} Maximum value of samples (y data)

<Example 5>

Spring extension x [m]	Force F [N]
0.028	0.2
0.073	0.39
0.118	0.6
0.16	0.77
0.207	1

When a weight was hung on a spring, the following relation was obtained for the extension of the spring and the force applied to the spring. Use linear regression to find the coefficients a and b of the relational expression $y = a + bx$, and the correlation coefficient r .

Operation

MODE 1 1

2ndF CA DATA

0.028 (x,y) 0.20 ENTER

0.073 (x,y) 0.39 ENTER

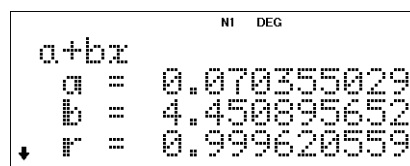
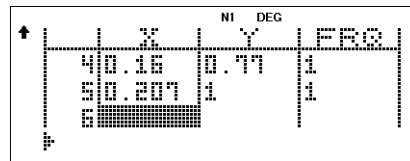
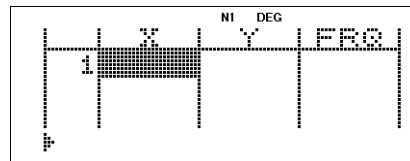
...

0.207 (x,y) 1.00 ENTER

DATA (Close the input table.)

ALPHA STAT 1

Display



<Example 6>

The hot water inside an electric pot is maintained at 92 °C. When a thermometer is placed in this hot water, the values indicated by the thermometer at times x and the differences y between these values and the temperature of the hot water are shown below. Using Euler's exponential regression, find the formula that expresses the relation between each time x and the temperature difference y.

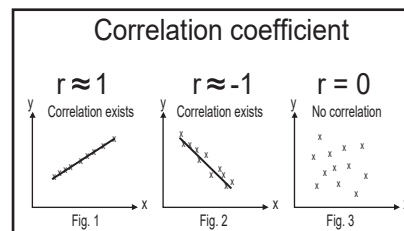
(Room temperature 25 °C, hot water temperature 92 °C)

Time x [S]	Thermometer temperature [°C]	Temperature difference y [°C] from liquid
0	25	67
4	55	37
8	71	21
12	79	13
16	85	7
20	88	4
24	90	2
28	90	2
32	91	1
36	91	1
40	91	1

e: Napier's constant
e=2.718281828...

When x and y are in the following relationship, use Euler's exponential regression to find the coefficients a and b of the relational expression $y = ae^{bx}$, and the correlation coefficient r.

x	y
0	67
4	37
8	21
12	13
16	7
20	4
24	2
28	2
32	1
36	1
40	1



Operation

MODE **1** **3**
 2ndF **CA** **DATA**
 0 **(x,y)** 67 **ENTER**
 4 **(x,y)** 37 **ENTER**
 ...
 40 **(x,y)** 1 **ENTER**

DATA (Close the input table.)

ALPHA **STAT** **1**

Display


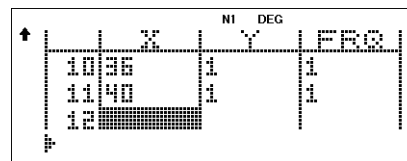
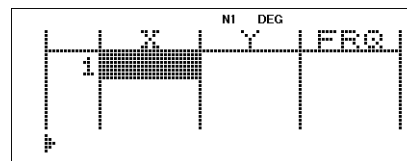


Table Mode



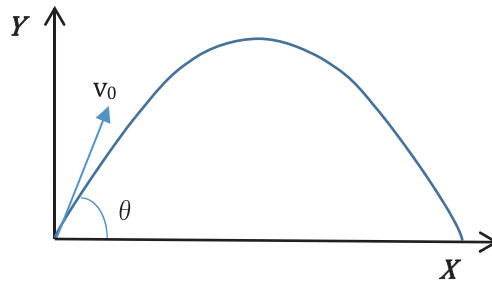
You can see the changes in values of one or two functions.

<Example>

For a parabola with an initial velocity V_0 and an angle θ , the height y and the distance x after t seconds are calculated by the following formulas.

$$\text{distance } X = v_0 \cdot \cos\theta \cdot t$$

$$\text{height } Y = v_0 \cdot \sin\theta \cdot t - \frac{1}{2} \cdot g \cdot t^2$$



- (1) Assuming an initial velocity of 20 m / s and an angle of 40 °, check the transition of height and distance after x seconds. (g=9.8)

$$\text{distance} = 20 \cdot (\cos 40)x$$

$$\text{height} = 20 \cdot (\sin 40)x - 4.9x^2$$

Operation

MODE 2 (TABLE)

Enter expression of distance.

20 (cos 40) ALPHA X

ENTER

Enter expression of height.

20 (sin 40) ALPHA X

- 4.9 ALPHA X x²

Display

```

NI DEG W-VIEW
TABLE MODE
Function1?
    
```

```

NI DEG W-VIEW
20(cos40)X...
    
```

```

NI DEG W-VIEW
Function2?
    
```

```

← NI DEG W-VIEW
sin40)X-4.9X²...
    
```

Table Mode



NI DEG	
X_Start:	0.
X_Step:	1.

Enter start value and step value.

0  0.1

NI DEG	
X_Start:	0.
X_Step:	0.1



NI DEG		
X	ANS1	ANS2
0	0	0
0.1	1.53208	1.23657
0.2	3.06417	2.47315
		0.

Check distance (ANS1) and height (ANS2) at x second.

 (14 times)

NI DEG		
X	ANS1	ANS2
1.2	18.3850	8.37090
1.3	19.5179	8.43147
1.4	21.4482	8.39405
		1.4

Table Mode



(2) Find the angle that gives the longest distance.

Transform the distance formula.

$$t = \frac{X}{V_0 \cdot \cos\theta}$$

Eliminate t from the height formula.

$$\begin{aligned}
 Y &= V_0 \cdot \sin\theta \cdot \frac{X}{V_0 \cdot \cos\theta} - \frac{1}{2}g\left(\frac{X}{V_0 \cdot \cos\theta}\right)^2 \\
 &= \tan\theta \cdot X - \frac{g}{2V_0^2 \cdot \cos^2\theta} X^2 & * \tan\theta &= \frac{\sin\theta}{\cos\theta} \\
 &= X\left(\tan\theta - \frac{g}{2V_0^2 \cdot \cos^2\theta} X\right)
 \end{aligned}$$

Since we need a distance where the height becomes 0, solve the following equation with $Y = 0$.

$$X\left(\tan\theta - \frac{g}{2V_0^2 \cdot \cos^2\theta} X\right) = 0$$

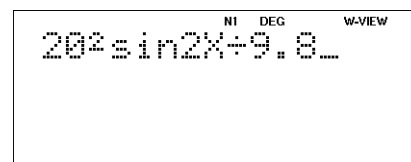
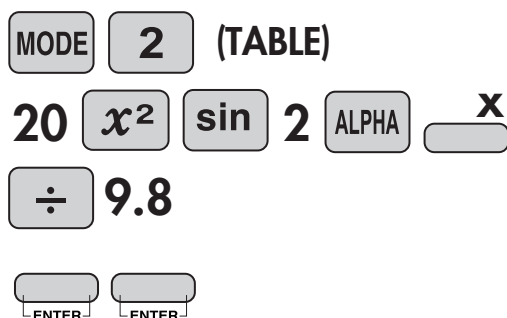
Transform the equation to find a solution other than $X = 0$

$$\begin{aligned}
 \tan\theta - \frac{g}{2V_0^2 \cdot \cos^2\theta} X &= 0 \\
 \frac{g}{2V_0^2 \cdot \cos^2\theta} X &= \tan\theta \\
 X &= \tan\theta \cdot \frac{2V_0^2 \cdot \cos^2\theta}{g} \\
 &= \frac{V_0^2 \cdot 2 \cdot \sin\theta \cdot \cos\theta}{g} & * \sin 2\theta &= 2 \sin\theta \cos\theta \\
 &= \frac{V_0^2 \sin 2\theta}{g}
 \end{aligned}$$

Operation

Display

Enter the expression.




Skip next expression.

Table Mode




Enter start value 10 and step value 5.


10  5

NI DEG	
X_Start:	10.
X_Step:	5.



Check the distance(ANS) with  key.

NI DEG	
X	ANS
10	13.9600
15	20.4001
20	26.8362
	10.

Press  key until the value of ANS decreases.

The value decreased at 50° ,
so the distance is the longest at 45° .

NI DEG	
X	ANS
40	40.1962
45	40.8163
50	40.1962
	50.

Drill Mode

MODE

Operation

MODE 3

(In EL-W506T, use MODE 8 instead of MODE 3.)

Select type.

1 (Table)

Select row & order.

▲ ▲ (row:3, order:Serial)

ENTER

Enter the answer.

3 ENTER

(12 questions in total)

36 ENTER

Display the correct answer rate.

ENTER

Display

```

NI DEG W-VIEW
<<DRILL>>
Math
Table
(Multiplication)
    
```

```

X Table
  1~12? 00+
  Random+
SELECT & [ENTER]
    
```

```

X Table
  1~12? 03+
  Random+
SELECT & [ENTER]
    
```

```

X Table
Multiply by:03
Type:Serial
READY
    
```

```

X Table
Multiply by:03
Type:Serial
GO!
    
```

```

X Table          12
          3x 1=_
    
```

```

X Table          11
  ✓ 3x 1=3
  ✗ 3x 2=_
    
```

⋮

```

X Table          0
  ✓ 3x11=33
  ✓ 3x12=36
PRESS [ENTER]
    
```

```

X Table
Multiply by:03
Type:Serial
✓ : 10( 83%)
    
```

≈ Functions and Key Operations for EL-W506T only ≈

Σ Calculations, Π Calculations



Calculates the cumulative sum of a given expression from an initial value to an end value.







Calculates the product of a given expression from an initial value to an end value.

(This example is for EL-W506T only.)





<Example>

Operation


Display

ON/C ALPHA  1  100
 ALPHA  =

100
 $\sum_{x=1}^{100} (x) =$
 5'050.

ALPHA  1  5 
 ALPHA  =

5
 $\prod_{x=1}^5 (x) =$
 120.

ALPHA  1  5 
 3  ALPHA  - 1 =

5
 $\prod_{x=1}^5 (3^{x-1}) =$
 59'049.

Integer Part, Fraction Part, Closest Integer

MATH 3 ~ 5

MATH 3 (ipart) Returns only the integer part of a decimal number.

MATH 4 (fpart) Returns only the fraction part of a decimal number.

MATH 5 (int) Rounds down a decimal number to the closest integer.

(This example is for EL-W506T only.)

<Example>

Operation

Display

ON/C MATH 3 $\sqrt{\quad}$ 2 =

NI DEG W-VIEW
ipart $\sqrt{2}$ =
1.

MATH 4 $\sqrt{\quad}$ 2 =

NI DEG W-VIEW
fpart $\sqrt{2}$ =
0.414213562

MATH 5 (-) 34.5 =

NI DEG W-VIEW
int -34.5=
-35.

MATH 5 (69 \div 2
) =

NI DEG W-VIEW
int(69 \div 2)=
34.

Engineering Prefixes

(This example is for EL-W506T only.)

<Example>

Find the speed per hour of movement due to the rotation of the earth when standing on the equator.

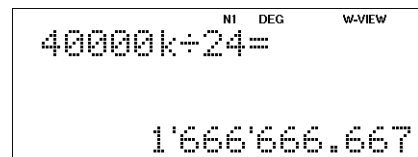
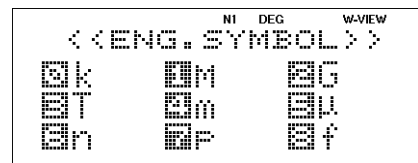


- Assuming the circumference of the earth is 40,000 km on the equator.
- Use “k” of engineering prefixes.
- The earth turns around in 24 hours.

Operation

ON/C **40000**
MATH 0 (ENG. SYMBOL)
0 (k)
÷ **24** = CHANGE

Display



Differentiation Calculation

$\frac{d}{dx}$ x

(This example is for EL-W506T only.)

<Example 1>

If the demand curve is expressed by

$$D = \frac{25920}{P} - 24$$

find the price elasticity of demand when $P=360$ ($D=48$).

*Price elasticity of demand:

A value that indicates how sensitive demand is to changes of price.

$$\text{Price elasticity of demand} = - \frac{\text{Rate of demand change}}{\text{Rate of price change}} = - \frac{\frac{dD}{D}}{\frac{dP}{P}} = - \frac{P}{D} \frac{dD}{dP}$$

Find the following value when $P=360$ and $D=48$.

$$- \frac{P}{D} \frac{d\left(\frac{25920}{x} - 24\right)}{dx} \Bigg|_{x=360}$$

Operation

Display

ON/C (−) a/b 360 ▶ 48
 ▶ ALPHA $\frac{d}{dx}$ a/b 25920
 ▶ ALPHA x ▶ − 24
 ▶ 360
 =

NI DEG W-VIEW
 $\frac{25920}{x} - 24$
 $\frac{d}{dx}$ | $x=360$

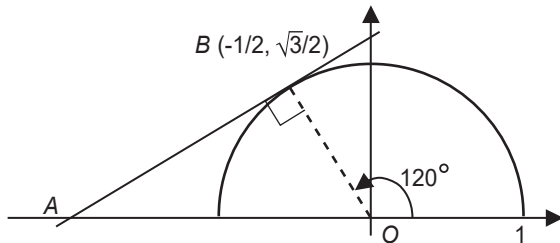
NI DEG W-VIEW
 $-\frac{360}{48} \frac{d\left(\frac{25920}{x} - 24\right)}{dx}$
 1.5000000002

Differentiation Calculation

$\frac{d}{dx}$ x

(This example is for EL-W506T only.)

<Example 2>



The semicircle above is given by the equation

$$y = \sqrt{1 - x^2}$$

Find the slope of the tangent AB at point $B (-1/2, \sqrt{3}/2)$ on the semicircle.

$$\left. \frac{d(\sqrt{1 - x^2})}{dx} \right|_{x = -\frac{1}{2}}$$

Operation

Display

ON/C ALPHA $\frac{d}{dx}$ $\sqrt{\quad}$ 1 $-$
ALPHA x x^2 \blacktriangleright \blacktriangleright
(-) a/b 1 \blacktriangleright 2 $=$

NI DEG W-VIEW
 $\frac{d(\sqrt{1-x^2})}{dx} \Big|_{x=-\frac{1}{2}} =$
 0.577350268

Integration Calculation

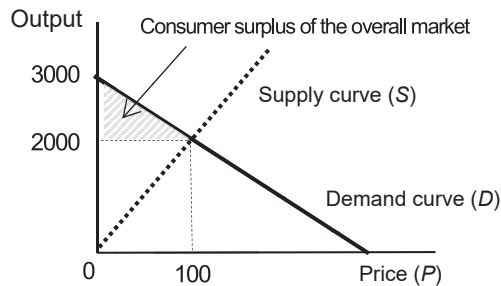
$$\int dx \quad x$$

(This example is for EL-W506T only.)

<Example 1>

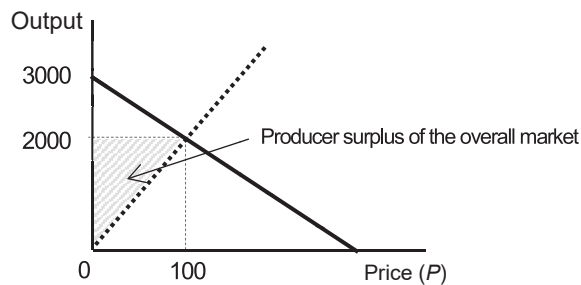
Let the demand curve of the overall market be $D = 3000 - 10P$, the supply curve be $S = 20P$, the equilibrium price be 100, and the equilibrium output be 2000.

(1) Find the consumer surplus of the overall market.



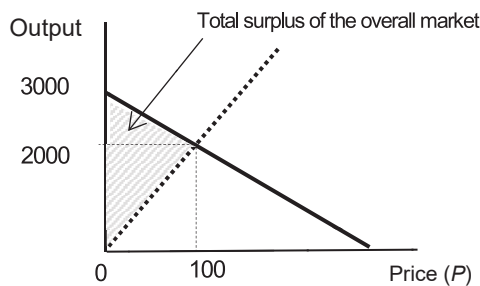
$$\int_0^{100} (3000 - 10x - 2000) dx$$

(2) Find the producer surplus of the overall market.



$$\int_0^{100} (2000 - 20x) dx$$

(3) Find the total surplus of the overall market.



$$\int_0^{100} (3000 - 10x - 20x) dx$$

Integration Calculation

$\int dx$ x

Operation

Display

(1)

ON/C ALPHA $\int dx$ 0 \blacktriangleright 100
 \blacktriangleright (3000 - 10
 ALPHA x - 2000)
 =

← NI DEG W-VIEW
 $000-10X-2000)dx$

NI DEG W-VIEW
 $\int_0^{100} (3000-10X-20$
 50'000.

(2)

ON/C ALPHA $\int dx$ 0 \blacktriangleright 100
 \blacktriangleright (2000 - 20
 ALPHA x) =

NI DEG W-VIEW
 $\int_0^{100} (2000-20X)dx$
 100'000.

(3)

ON/C ALPHA $\int dx$ 0 \blacktriangleright 100
 \blacktriangleright (3000 - 10
 ALPHA x - 20 ALPHA
 x)
 =

← NI DEG W-VIEW →
 $\int_0^{100} (3000-10X-20X)dx$

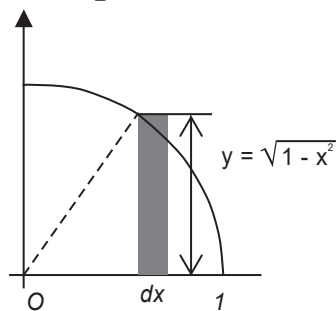
NI DEG W-VIEW
 $\int_0^{100} (3000-10X-20$
 150'000.

Integration Calculation

$$\int dx \quad x$$

(This example is for EL-W506T only.)

<Example 2>



The fan shaped curve at left is given by the equation

$$y = \sqrt{1 - x^2}$$

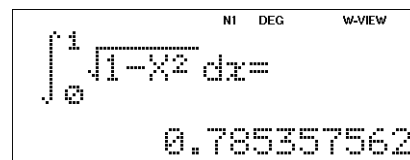
Find the area of the fan shape with radius 1 and central angle 90° .

$$\int_0^1 \sqrt{1 - x^2} dx$$

Operation

Display

ON/C ALPHA $\int dx$ 0 \blacktriangleright 1
 \blacktriangleright $\sqrt{\quad}$ 1 - ALPHA x
 x^2 =



Simulation Calculation (ALGB)

ALGB

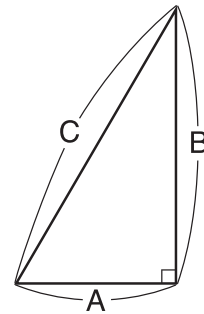


If you have to find values consecutively using the same expression, once you enter the expression, all you have to do is to specify the value for the variable in the equation.

(This example is for EL-W506T only.)

<Example>

Find the length of the remaining side when the two sides of the right triangle are known.
Use the Pythagoras theorem.



- From the Pythagoras theorem, input the expression.

$$A^2 + B^2 = C^2$$

$$\sqrt{A^2 + B^2} = C$$

-Find C from A and B.

Operation

Display

ON/C $\sqrt{\quad}$ (ALPHA A x^2

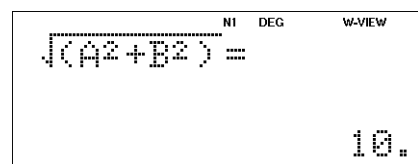
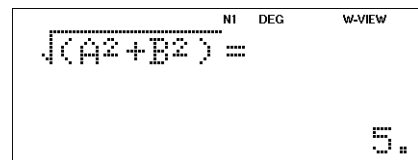
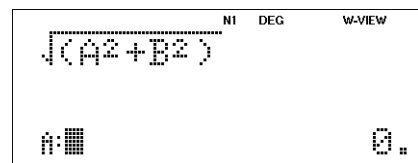
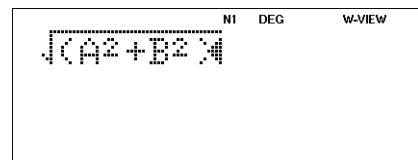
+ ALPHA B x^2)

2ndF ALGB (Simulation Calculation)

3 ENTER 4 ENTER (A=3, B=4)

2ndF ALGB

6 ENTER 8 ENTER (A=6, B=8)



Solver Function

SOLVER

The solver function finds the value for x that reduces the entered expression to zero.

(This example is for EL-W506T only.)

<Example>

When the rectangle with lengths and widths of 2 m and 1 m were lengthened by the same length and width, the area increased by 10 m^2 .

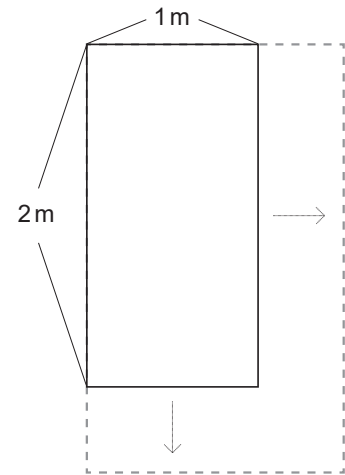
How many meters did you make it longer?

- Create an expression with the desired value as x , and then, transform the expression ($= 0$).

$$(2+x)(1+x)=2+10$$

$$(2+x)(1+x)-12=0$$

- Perform the solver function.
("start=0" and "dx=0.00001")



Operation

ON/C (2 + ALPHA x)

(1 + ALPHA x)

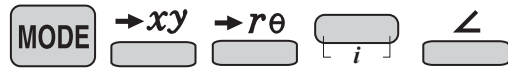
- 12

2ndF SOLVER x ENTER ENTER

Display

NI DEG W-VIEW
(2+X)(1+X)-12=
X=
2.

Complex Calculation



(This example is for EL-W506T only.)

<Example 1>

An AC sine wave voltage of 100 V, 50 Hz is applied to a circuit consisting of a resistor ($R = 250\Omega$) and capacitor ($C = 20 \times 10^{-6}\text{F}$) connected in parallel. Find the impedance of this circuit.

Circuit impedance = Value of polar coordinate r

Let $R = 250$, $C = 20 \times 10^{-6}$, and $f = 50$.

If the complex number $Z = 1 \div ((1 \div R) + 2\pi fCi)$, find the value of the complex number Z and the values of r .

Operation

Display

MODE 3 (COMPLEX)

<Complex mode>

2ndF $\rightarrow xy$ (Rectangular coordinates)

```

NI DEG
COMPLEX MODE
xy
0.
    
```

1 \div ((1 \div 250
 π \times 50 \times
 20 Exp (-) 6 \div) =

```

NI DEG
1÷((1÷250)+2π×50
×20E-6i)=
xy
72.10010979
-113.2545876i
    
```

2ndF SET UP 0 (DRG)

1 (RAD) (Angle units: RAD)

```

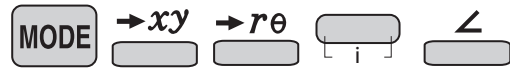
NI DEG
<<ANGLE>>
DEG RAD
xy GRAD
    
```

2ndF $\rightarrow r\theta$ (Polar coordinates)

```

NI RAD
1÷((1÷250)+2π×50
×20E-6i)=
rθ
134.257318
∠-1.003884822
    
```

Complex Calculation

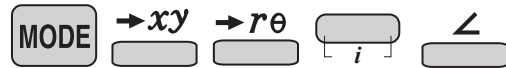


(This example is for EL-W506T only.)

<Example 2>

Operation	Display
<p>MODE 3 (COMPLEX) <Complex mode> 2ndF $\rightarrow xy$ (Rectangular coordinates)</p>	
<p>2ndF abs (1 + 2 $\frac{\square}{i}$) =</p>	
<p>MATH 0 2 + 5 $\frac{\square}{i}$) =</p>	
<p>MATH 1 1 + $\frac{\square}{i}$ $\sqrt{\square}$ 3) =</p>	
<p>MATH 2 2 2ndF \angle 30) =</p>	
<p>MATH 3 2 2ndF \angle 30) =</p>	

Complex Calculation



(This example is for EL-W506T only.)

<Example 3>

An AC sine wave voltage of 100V, 60Hz is applied to a circuit consisting of a resistor ($R = 120\Omega$), coil ($L = 4 H$), and capacitor ($C = 3 \times 10^{-6}F$) connected in series.

- (1) Find the impedance of the circuit.
- (2) Find the phase difference Φ between the current and the voltage.

Circuit impedance = Value of polar coordinate r

Phase difference = Polar coordinate θ

Let $R = 120$, $L = 4$, $C = 3 \times 10^{-6}$, and $f = 60$. If the complex number $Z = R + 2\pi fLi + 1 \div (2\pi fCi)$, find the value of the complex number Z and the values of r and θ .

<u>Operation</u>	<u>Display</u>
MODE 3 (COMPLEX) <Complex mode>	
ON/C 2ndF →xy (rectangular coordinates)	
120 + 2 π × 60 × 4 × i + 1 ÷ (2 π × 60 × 3 Exp (-) 6 i) =	
2ndF SET UP 0 (DRG) 0 (DEG) (Angle units: DEG)	
2ndF →rθ (Polar coordinates)	

Simultaneous Equation

MODE

(This example is for EL-W506T only.)

<Example 1>

To produce one unit of product X, 3 kg of material A and 1 kg of material B are required.

To produce one unit of product Y, 1 kg of material A and 2 kg of material B are required.

There are 9 kg of A and 8 kg of B in stock.

If the selling price of product X is 300 dollars/unit and the selling price of product Y is 200 dollars/unit, how many units of product X and how many units of product Y should be produced in order to maximize sales K ?

(Do not include the cost of materials and production or other expenses)

If the quantities produced of each product are x and y , the sales K can be expressed as

$$K = 3x + 2y$$

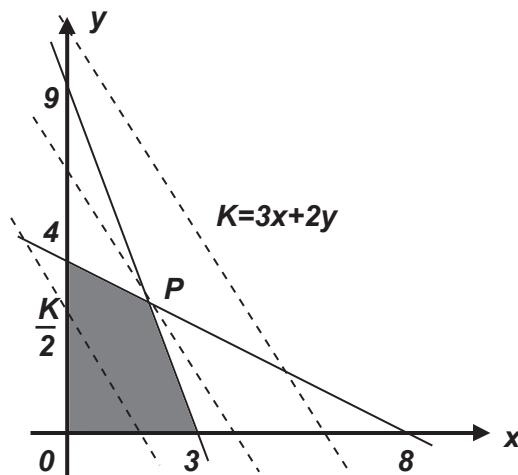
The following relations hold for the quantities in stock:

$$3x + y \leq 9$$

$$x + 2y \leq 8$$

$$x \geq 0, y \geq 0$$

Based on these conditions, find the values of x and y that maximize sales K .



The conditions can be graphed as shown above.

The sales K is a maximum where the line $K = 3x + 2y$ passes through the intersection point P of lines $3x + y = 9$ and $x + 2y = 8$.

The intersection point P can be obtained from the following simultaneous equations:

$$3x + y = 9$$

$$x + 2y = 8$$

Solving these gives

$$x = 2, y = 3$$

and thus the maximum value of the sales K is

$$K = 3 \times 2 + 2 \times 3 = 12 \text{ (x 100) dollars (when } x = 2 \text{ units and } y = 3 \text{ units)}$$

Simultaneous Equation

MODE

(1) Solve the following simultaneous equations.

$$\begin{aligned} 3x + y &= 9 \\ x + 2y &= 8 \end{aligned}$$

(2) Use the result of (1) to find the following value.

$$K = 3x + 2y$$

Operation

Display

(1)

Set the mode to Equation.

MODE 4 (EQUATION)

<Equation mode>

(2-VLE)

<Simultaneous linear equations
in two unknowns>

Enter the coefficients.

$$\begin{aligned} a_1 &= 3, b_1 = 1, c_1 = 9 \\ a_2 &= 1, b_2 = 2, c_2 = 8 \end{aligned}$$

3 ENTER 1 ENTER 9 ENTER

1 ENTER 2 ENTER 8 ENTER

```

NI DEG W-VIEW
<<EQUATION>>
  2-VLE  3-VLE
  EQUAD  ECUBIC
    
```

```

NI DEG
a1      0.
=
b1      0.
↓ =
    
```

```

NI DEG
X:      2.25
Y:      0.75
D:
    
```

(2)

Set the mode to Normal.

HOME (MODE 0)

3 × 2 + 2 × 3

=

```

NI DEG W-VIEW
NORMAL MODE
      0.
    
```

```

NI DEG W-VIEW
3×2+2×3=
      12.
    
```


Simultaneous Equation

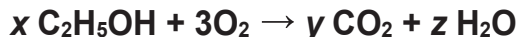
MODE

(This example is for EL-W506T only.)

<Example 2>

When ethanol C_2H_5OH is completely combusted, carbon dioxide CO_2 and water H_2O are created.

The chemical reaction formula of this reaction is expressed as follows:



Find the values of x , y , and z to complete the chemical reaction formula.

The numbers of C, H, and O before and after the reaction are equal, hence

$$\text{Number of C: } 2x = y$$

$$\text{Number of H: } 5x + x = 2z$$

$$\text{Number of O: } x + 6 = 2y + z$$

As such, the following simultaneous equations are obtained:

$$2x - y = 0$$

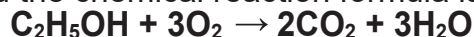
$$6x - 2z = 0$$

$$x - 2y - z = -6$$

Solving these gives

$$x = 1, y = 2, z = 3$$

and the chemical reaction formula is



Operation

Set the mode to Equation

MODE 4 (EQUATION)

<Equation mode>

1 (3-VLE)

<Simultaneous linear equations
in three unknowns>

Enter the coefficients.

$$a1 = 2, b1 = -1, c1 = 0, d1 = 0$$

$$a2 = 6, b2 = 0, c2 = -2, d2 = 0$$

$$a3 = 1, b3 = -2, c3 = -1, d3 = -6$$

2 ENTER (-) 1 ENTER 0 ENTER 0 ENTER

6 ENTER 0 ENTER (-) 2 ENTER 0 ENTER

1 ENTER (-) 2 ENTER (-) 1 ENTER (-) 6

ENTER

Display

```

      NI DEG W-VIEW
    << EQUATION >>
    02-VLE 03-VLE
    EQUAD  ECUBIC
  
```

```

      NI DEG
    a1      0.
    =
    b1      0.
    ↓ =
  
```

```

      NI DEG
    X:      1.
    Y:      2.
    Z:      3.
    D:     -12.
  
```

Polynomial Equation

MODE

(This example is for EL-W506T only.)

<Example 1>

Let the hydrochloric acid concentration be c ($= 1.0 \times 10^{-8}$ mol / ℓ), and the hydrogen ion concentration be x .

(1) Solve the following quadratic equation to find the hydrogen ion concentration x :
 $x^2 - cx - K_w = 0$

where

$K_w = 1.0 \times 10^{-14}$ [mol / ℓ] (ionic product of water)

(2) Use the result of (1) to find the pH ($= -\log x$) of hydrochloric acid.
 $\text{pH} = -\log x$ ($x > 0$)

Operation

Display

(1)

Set the mode to Equation.

MODE 4 (EQUATION) 2 (QUAD)

NI DEG
a: 0.0
b: 0.0
c: 0.0

Solve the equation (enter coefficients a, b, c).

1 ENTER
 (-) 1.0 Exp (-) 8 ENTER
 (-) 1.0 Exp (-) 14
 ENTER

NI DEG
a: 1
b: -0.00000001
c: -1.0E-14

NI DEG
X=
1: 0.000000105
2: -0.000000095

Polynomial Equation

MODE

(2)

Set the mode to Normal

HOME (MODE 0)

(-)
NEG log 0.000000105

=

N1 DEG W-VIEW
NORMAL MODE
0.

N1 DEG W-VIEW
-log0.000000105=
6.978810701

NOTE:

Make sure the FSE (decimal settings) in the SETUP menu when manually entering the results of the previous calculation and using it for subsequent calculations. The accuracy of the calculation results may vary as follows. If the absolute value of the previous result is much less than 1, it is recommended to use the SCI format.

Answer of (1)
(Previous result)

Answer of (2)
(Subsequent result)

NORM1 format (default)

2ndF SET UP
1 3

N1 DEG
X= ↓
1: 0.000000105
2: -0.000000095

N1 DEG W-VIEW
-log0.000000105=
6.978810701

SCI format. Tab=5.

2ndF SET UP
1 1 5

SCI DEG
X= ↓
1: 1.0512E-07
2: -9.5125E-08

SCI DEG W-VIEW
-log1.0512E-7=
6.9783E00

NORM2 format

2ndF SET UP
1 4

N2 DEG
X= ↓
1: 1.05124922E-07
2: -9.512492197E-08

N2 DEG W-VIEW
-log1.05124922E- -
6.978294313

Polynomial Equation

MODE

(This example is for EL-W506T only.)

<Example 2>

Let the acetic acid concentration be c ($= 0.1 \text{ mol / l}$), and the hydrogen ion concentration be x .

(1) Solve the following quadratic equation to find the hydrogen ion concentration x :

$$x^3 + K_a x^2 - (cK_a + K_w)x - K_a K_w = 0$$

where

$K_a = 2.75 \times 10^{-5} \text{ [mol / l]}$ (ionization equilibrium constant of acetic acid)

$K_w = 1.0 \times 10^{-14} \text{ [mol / l]}$ (ionic product of water)

(2) Use the result of (1) to find the pH ($= -\log x$) of acetic acid.

$$\text{pH} = -\log x \quad (x > 0)$$

Operation

Display

(1)

Save constants.

(When using the same number repeatedly, it is convenient to store it in memory.)

HOME (MODE 0)

2.75 Exp (-) 5 STO A

1.0 Exp (-) 14 STO B

0.1 STO C

NI	DEG	W-VIEW
0.1 ÷ C		
$\frac{1}{10}$		

Polynomial Equation

MODE

Set the mode to Equation

MODE 4 (EQUATION) 3 (CUBIC)

<Cubic equation>

```

NI DEG
0: 0.
b: 0.
c: 0.
d: 0.
    
```

Solve the equation (enter coefficients a, b, c, d).

1 ENTER

ALPHA A ENTER

(-) (ALPHA C ALPHA A

+ ALPHA B) ENTER

(-) ALPHA A ALPHA B

=

```

NI DEG
X=
1: -0.001672119
2: 0.001644619
3: -9.99413E-14
    
```

(2)

Set the mode to Normal.

HOME (MODE 0)

ON/C (-) log 0.001644619

=

```

NI DEG W-VIEW
NORMAL MODE
0.
    
```

```

NI DEG W-VIEW
-log0.001644619=
2.783934697
    
```

Matrix Calculation

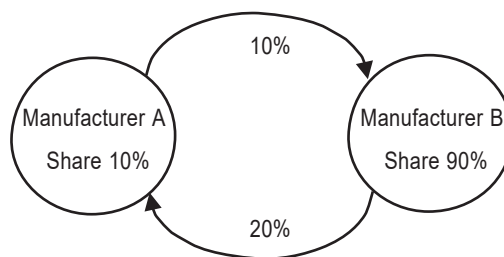
MODE

MATH

(This example is for EL-W506T only.)

<Example>

In a certain year (year 0), the share of manufacturer A is 10% and the share of manufacturer B is 90%. Manufacturer A then releases a new product, and each following year it maintains 90% of the share it had the previous year, and usurps 20% of the share of manufacturer B. Find the transition matrix for this process and the shares of manufacturers A and B after 2 years.



Answer

Assuming that the share of manufacturer A after k years is a_k and the share of manufacturer B is b_k , the shares of the 0th year and the 1st year and thereafter are as follows.

$$\begin{aligned} a_1 &= 0.9a_0 + 0.2b_0 \\ b_1 &= (1-0.9)a_0 + (1-0.2)b_0 \end{aligned}$$

Thus, a_1 and b_1 are

$$\begin{aligned} a_1 &= 0.9a_0 + 0.2b_0 \\ b_1 &= 0.1a_0 + 0.8b_0 \end{aligned}$$

Make it into a matrix format.

$$\begin{bmatrix} a_1 \\ b_1 \end{bmatrix} = \begin{bmatrix} 0.9 & 0.2 \\ 0.1 & 0.8 \end{bmatrix} \begin{bmatrix} a_0 \\ b_0 \end{bmatrix}$$

The transition matrix is

$$A = \begin{bmatrix} 0.9 & 0.2 \\ 0.1 & 0.8 \end{bmatrix}$$

The share after 2 years are

$$\begin{aligned} \begin{bmatrix} a_2 \\ b_2 \end{bmatrix} &= \begin{bmatrix} 0.9 & 0.2 \\ 0.1 & 0.8 \end{bmatrix} \begin{bmatrix} a_1 \\ b_1 \end{bmatrix} \\ &= \begin{bmatrix} 0.9 & 0.2 \\ 0.1 & 0.8 \end{bmatrix} \begin{bmatrix} 0.9 & 0.2 \\ 0.1 & 0.8 \end{bmatrix} \begin{bmatrix} a_0 \\ b_0 \end{bmatrix} \end{aligned}$$

Matrix Calculation

MODE MATH

Operation

Set the mode to Matrix.

MODE 5 (MATRIX)

Enter transition matrix.

MATH 1 (EDIT)

Set size.

2 2 ENTER <2 x 2 Matrix>

Enter elements.

0.9 ENTER 0.2 ENTER

0.1 ENTER 0.8 ENTER

Save to mat A.

ON/C

MATH 3 (STORE) 0

Enter share of 0 year into matrix.

MATH 1 (EDIT)

Set size.

2 1 ENTER <2 x 1 Matrix>

Enter elements.


10 ENTER 90 ENTER

Save to mat B.

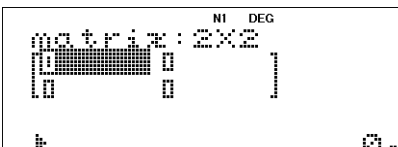
ON/C

MATH 3 (STORE) 1


Display



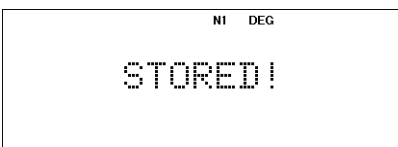
N1 DEG
MATRIX MODE
0.



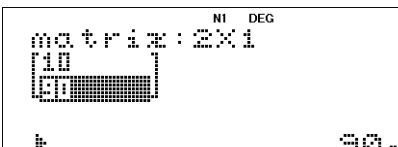
N1 DEG
matrix: 2x2
[0.9 0.2]
[0.1 0.8]
0.



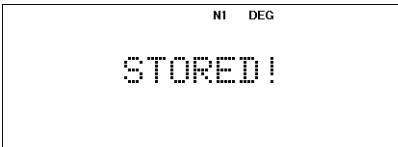
N1 DEG
matrix: 2x2
[0.9 0.2]
[0.1 0.8]
0.8



N1 DEG
STORED!



N1 DEG
matrix: 2x1
[10]
[90]
90.



N1 DEG
STORED!

Matrix Calculation

MODE MATH

Calculate the shares of manufacturers A and B after 2 years.

mat A x mat A x mat B

ON/C

MATH 0 0

× MATH 0 0

× MATH 0 1

=

(A: 38.9%, B: 61.1%)

```
NI DEG
matA×matA×matB...
```

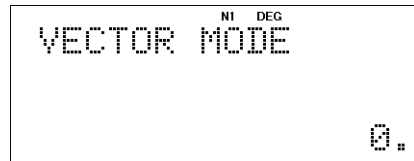
```
NI DEG
matrix: 2x1
[0.389]
[0.611]
38.9
```


Vector Calculations

MODE MATH

Set the mode to Vector.

MODE 6 (VECTOR)



(This example is for EL-W506T only.)

<Example>

- (1) Calculate the dot product of Vector A(3,1) and Vector B(4,-2), and calculate the angle between Vector A and Vector B.

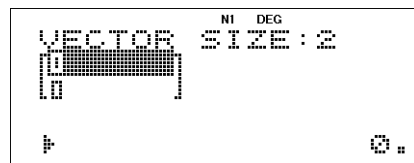
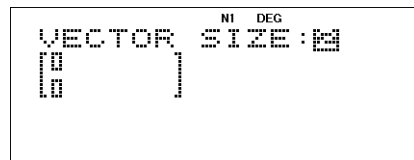
Operation

Display

Set the dimension.

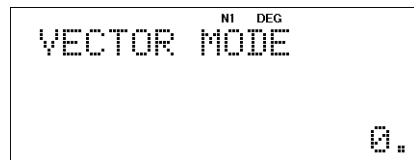
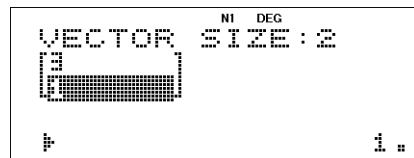
MATH 1 (EDIT)

2 (2-dimensional)



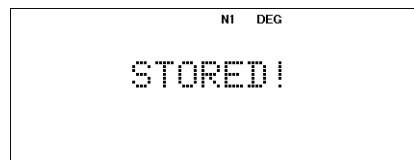
Enter numeric value.

3 ENTER 1 ENTER



Store to vectA.

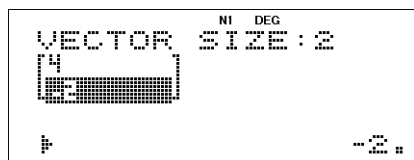
MATH 3 0



Enter next Vector.

MATH 1 2 ENTER

4 ENTER (-) 2 ENTER



Vector Calculations

MODE MATH

Store to vectB.

ON/C
MATH 3 1

NI DEG
STORED!

Calculate the dot product.

MATH 4
MATH 0 0 (x,y)
MATH 0 1) ENTER

NI DEG
DotPro(vectA, vectB)=
10.

Calculate the angle.

MATH 6
MATH 0 0 (x,y)
MATH 0 1) ENTER

NI DEG
Anl(vectA, vectB)=
45.

(2) Calculate the cross product of Vector A(1,2,3) and Vector B(4,5,6).

Operation

Set the dimension.

MATH 1 3 (3-dimentional)

Display

NI DEG
VECTOR SIZE : 3
[0]
[0]
[0]

ENTER

NI DEG
VECTOR SIZE : 3
[0]
[0]
[0]

Enter numeric value.

1 ENTER 2 ENTER 3 ENTER

NI DEG
VECTOR SIZE : 3
[1]
[2]
[3]

ON/C

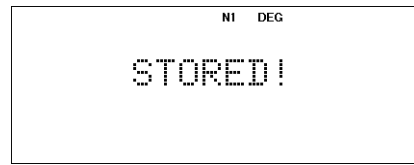
NI DEG
VECTOR MODE
0.

Vector Calculations

MODE MATH

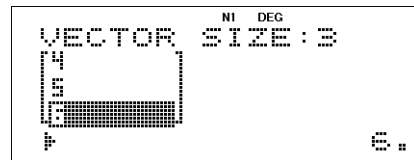
Store to vectA.

MATH 3 0



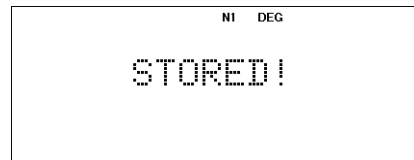
Enter next Vector.

MATH 1 3 ENTER
4 ENTER 5 ENTER 6 ENTER



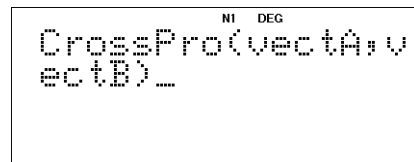
Store to vectB.

ON/C
MATH 3 1

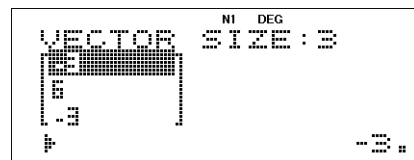


Calculate the cross product.

MATH 5
MATH 0 0 (x,y)
MATH 0 1)



ENTER



Distribution Functions

MODE

(This example is for EL-W506T only.)

<Example>

- (1) Calculate the probability density for the normal distribution at $x = 65$ when the test score averages is 60 with a standard deviation of 12.

<u>Operation</u>	<u>Display</u>
<p>MODE 7 0 0 (Normal pdf)</p>	
<p>65 ENTER 60 ENTER 12</p>	
<p>ENTER</p>	

- (2) Calculate the probability of range $x = 70$ to 80 in the above sample.

<u>Operation</u>	<u>Display</u>
<p>MODE 7 0 1 (Normal cdf)</p>	
<p>70 ENTER 80 ENTER 60 ENTER</p>	
<p>12 ENTER</p>	

SHARP
SHARP CORPORATION