

We do not seek merely to expand our business volume. Rather, we are dedicated to the use of our unique, innovative technology to contribute to the culture, benefits and welfare of people throughout the world.

It is the intention of our corporation to grow hand-in-hand with our employees, encouraging and aiding them to reach their full potential and improve their standard of living.

Our future prosperity is directly linked to the prosperity of our customers, dealers and shareholders ...indeed, the entire Sharp family.

Sharp Corporation is dedicated to two principal ideals:

"Sincerity and Creativity"

By committing ourselves to these ideals, we can derive genuine satisfaction from our work, while making a meaningful contribution to society.

Sincerity is a virtue fundamental to humanity ... always be sincere.

Harmony brings strength ... trust each other and work together.

Politeness is a merit ... always be courteous and respectful.

Creativity promotes progress ... remain constantly aware of the need to innovate and improve.

Courage is the basis of a rewarding life ... accept every challenge with a positive attitude.

Changing the World with 8K+5G and AIoT

Management Representatives

Po-Hsuan Wu, President & CEO
Masahiro Okitsu, Executive Vice President

Business Activities

Mainly manufacturing and sales of telecommunications equipment, electric and electronic application equipment, and electronic components.

Incorporation

May 1935 (Founding: September 1912)

Employees

Consolidated: 47,941
Japan: 17,840 / Overseas: 30,101 (as of March 31, 2022)

Statements of Income

	FY2020		FY2021		FY2022 Forecasts	
	Amount	Amount	Y on Y	Amount	Y on Y	Amount
Net Sales	2,425.9	2,495.5	+2.9%	2,700.0	+8.2%	
Operating Profit	83.1 (3.4%)	84.7 (3.4%)	+1.9%	65.0 (2.4%)	-23.3%	
Ordinary Profit	63.1 (2.6%)	114.9 (4.6%)	+82.0%	63.0 (2.3%)	-45.2%	
Bottom-line Profit*	53.2 (2.2%)	73.9 (3.0%)	+38.9%	50.0 (1.9%)	-32.4%	

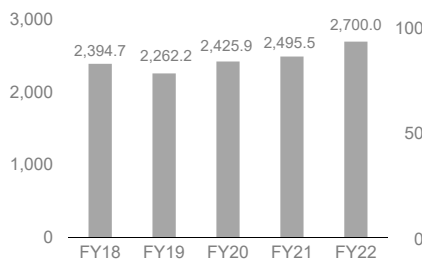
Balance sheets

	FY2020		FY2021		Change
	Amount	Amount	Amount	Amount	
Current	1,188.7	1,230.6		+41.8	
Non-current	738.4	725.6		-12.7	
Assets	1,927.2	1,956.2		+29.0	
Current	885.5	808.1		-77.4	
Non-current	677.5	678.8		+1.3	
Liabilities	1,563.0	1,487.0		-76.0	
Equity	350.3	454.2		+103.9	
Net Assets	364.1	469.2		+105.1	
Liabilities + Net Assets	1,927.2	1,956.2		+29.0	

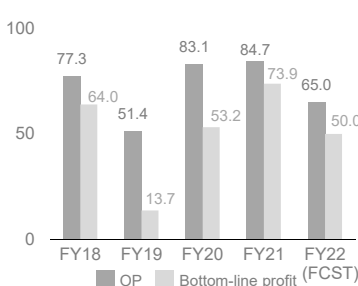
Statements of Cash Flows

	FY2020		FY2021		Change
	Amount	Amount	Amount	Amount	
Operating CF	+204.6	+75.1		-129.4	
Investing CF	-14.1	-31.4		-17.3	
Financing CF	-76.7	-124.2		-47.5	
Free CF	+190.5	+43.7		-146.8	

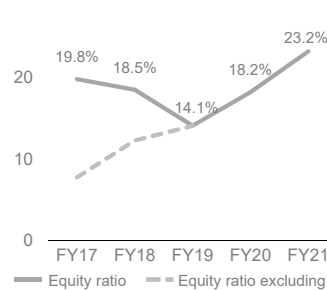
Net Sales



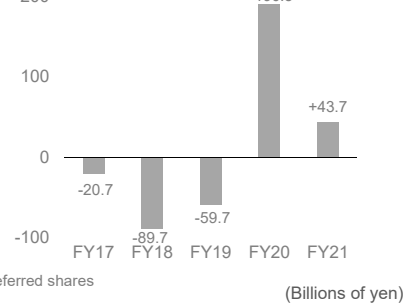
Profits



Equity Ratio



Free CF



* Profit attributable to owners of parent

Business Segment

(as of March 31, 2022)

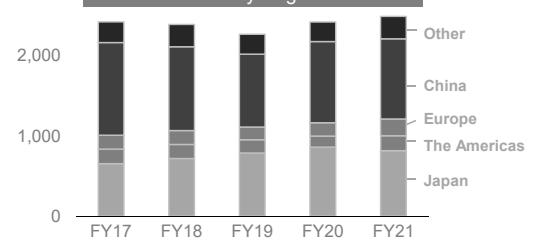
Region

Number of consolidated subsidiaries 117
(Japan : 18, Overseas: 99) (as of March 31, 2022)

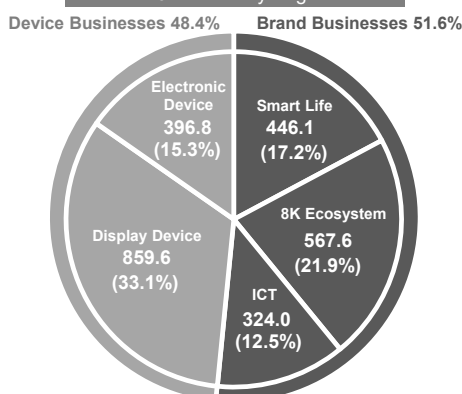
	Brand Businesses			Device Businesses	
	Smart Life	8K Ecosystem	ICT	Display Device	Electronic Device
Sharp Corp.	Smart Appliances & Solutions Business	Smart Business Solutions Business Smart Display Systems Business	Mobile Communication Business	-	-
Subsidiaries	Sharp Energy Solutions Corporation	Sharp NEC Display Solutions, Ltd. Sharp COCORO Life Inc.	Dynabook Inc.	Sharp Display Technology Corporation	Sharp Sensing Technology Corporation Sharp Fukuyama Laser Co., LTD Sharp Semiconductor Innovation Corporation
Main Products					



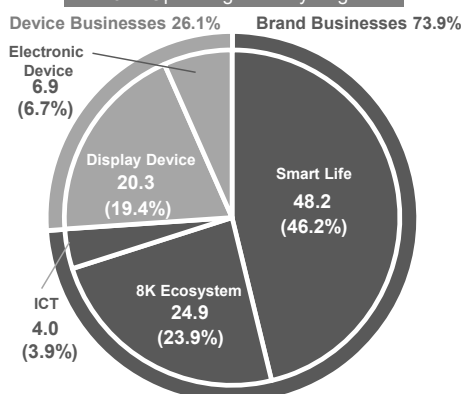
Sales by Region



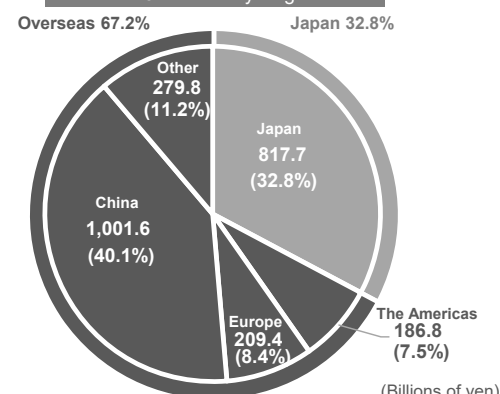
FY2021 Sales by Segment



FY2021 Operating Profit by Segment



FY2021 Sales by Region

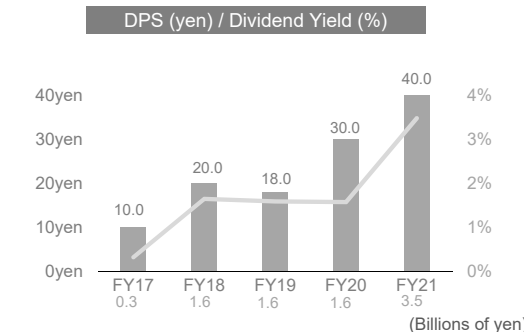
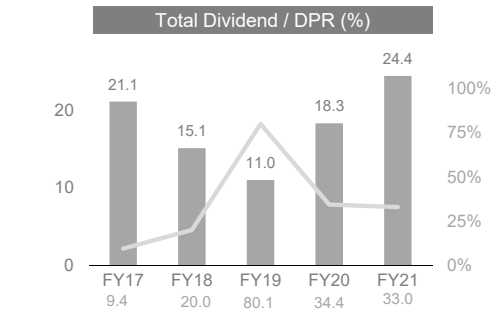
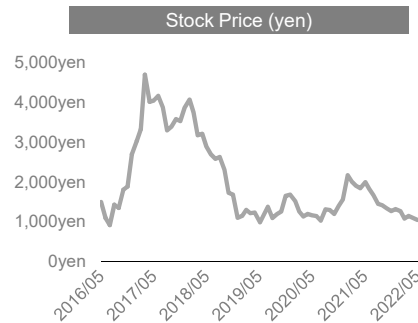
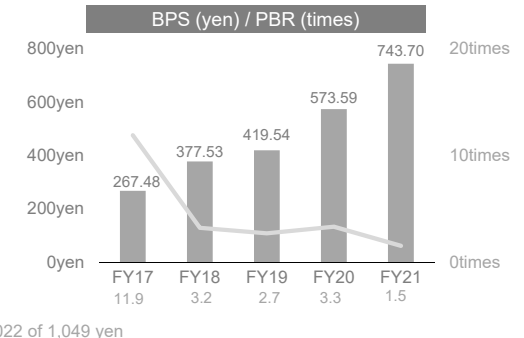
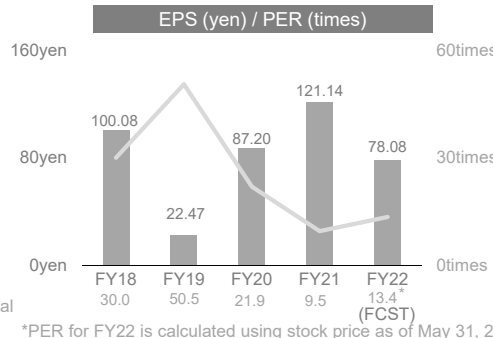



(Billions of yen)

Stock and Bonds (as of March 31, 2022)

Stock Exchange Listings	Tokyo
Securities Code	6753
Total Number of Shares Authorized	1,000,000,000
Total Number of Shares Issued	611,952,858
Unit of Shares	100
Number of Shareholders	182,384
Fiscal Year	April 1 to March 31

Principal Shareholders		
	Number of shares held	Percentage of total shares
HON HAI PRECISION INDUSTRY CO.,LTD.	144,900,000	23.72
FOXCONN (FAR EAST) LIMITED	76,655,069	12.55
FOXCONN TECHNOLOGY PTE.LTD.	64,640,000	10.58
CTBC BANK CO.,LTD.-ES PLATFORM LP	61,236,300	10.03
The Master Trust Bank of Japan,Ltd.(Trust Account)	45,272,300	7.41
SIO INTERNATIONAL HOLDINGS LIMITED	35,100,000	5.75
Custody Bank of Japan,Ltd.(Trust Account)	7,142,400	1.17
Nippon Life Insurance Company	4,731,738	0.77
Meiji Yasuda Life Insurance Company	4,578,100	0.75
Sharp Employees' Stockholding Association	3,588,375	0.59



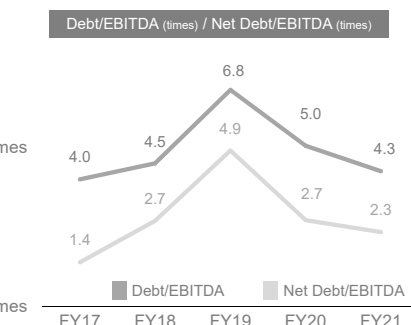
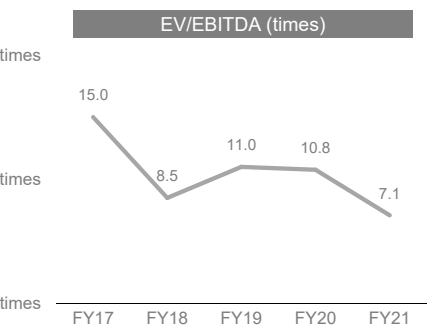
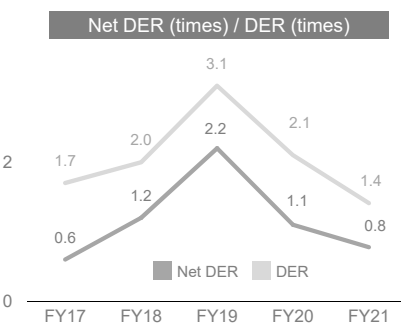
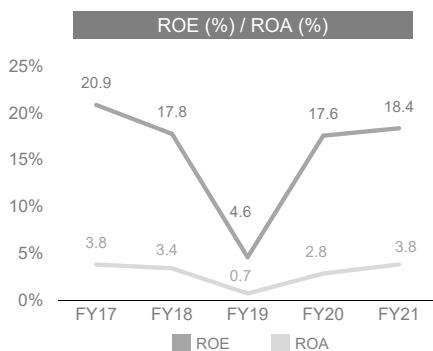
Stock and Bonds (as of March 31, 2022)

Bond Ratings			
Rating Agency	Long-term	Short-term	
Japan Credit Rating Agency, Ltd	BB+	-	
Rating and Investment Information, Inc.	BB+	a-3	
S&P Global.	BB-	B	

Bonds
There are no outstanding corporate bonds at present.

Web sites

- Corporate site
<https://global.sharp/>
- About Sharp
<https://global.sharp/corporate/>
- Executives
<https://global.sharp/corporate/info/outline/board/>
- A Sharp Journey
<https://global.sharp/corporate/info/history/>
- Investor Relations
<https://global.sharp/corporate/ir/>
- Annual Report
<https://global.sharp/corporate/ir/library/annual/>
- Management Strategy Information Meeting
https://global.sharp/corporate/ir/event/policy_meeting/index.html
- Financial Material
<https://global.sharp/corporate/ir/library/financial/index.html>
- Shareholders' Meeting
https://global.sharp/corporate/ir/event/shareholder_meeting/index.html
- Corporate Governance
<https://global.sharp/corporate/ir/governance/policy/index.html>
- IR Calendar
<https://global.sharp/corporate/ir/event/calendar/index.html>
- Sustainability
<https://global.sharp/corporate/eco/index.html>
- Sustainability Report
<https://global.sharp/corporate/eco/report/>
- Press Releases
<https://global.sharp/corporate/news/>



EBITDA = Operating profit + Depreciation and amortization
EV = Market capitalization for common shares and other class shares + Non-controlling interests + Net debt