

SHARP

Be Original.

MX-B450W MX-B350W

Digital Multifunction System



**Low-Friction Workflow
with Wireless Connectivity**



New Dimensions of Flexible Document Productivity

This MFP is a compact and versatile B&W document solution that adds real value to any workplace. Whether in a large or small office, it offers space-efficient productivity and 4-in-1 functionality. Its built-in wireless LAN connectivity brings office-wide convenience and the ability to join a network of A3/A4 MFPs. With its small footprint* of 428 × 507 mm, the MFP fits easily on a desk or under a counter. Wherever you place it, you'll enjoy solid performance and a smooth workflow.

* "Footprint" refers to the part directly adjacent to the floor or desk space. The numerical value is for the MFP's base unit only.



WIRELESS CAPABILITY

Wireless Connections

This MFP offers ultra-handry wireless access via two easy modes, enabling convenient access to the MFP even from places where it's difficult to connect a LAN cable.

Infrastructure mode



Wireless LAN router

Infrastructure mode wirelessly connects the MFP to a wireless LAN router connected to the intranet.

Access point mode



Access Point mode* wirelessly connects a LAN-wired MFP to mobile PCs/devices without going through a wireless LAN router.

* External networks cannot be accessed via the MFP. Up to five mobile devices can be wirelessly connected to the MFP at the same time.

USABILITY

Direct Printing/Scanning with USB Drives

Insert a USB drive into the MFP and a command screen automatically pops up on the LCD. Right away you can print files from the USB drive or scan documents directly to the USB drive.



Device Management

Sharp Remote Device Manager* (SRDM) gives administrators centralised control of their networked MFPs and printers. This software covers system setup, security settings, troubleshooting, and more.

* Contact a Sharp customer representative for availability and other details.

Reliable Security

- **User authentication** prevents unauthorised use of the MFP. Up to 30 users can register a unique access number
- Retained data can be **erased** when it's time to replace the MFP, to prevent confidential information from leaking


Sharpdesk Mobile*

Sharpdesk Mobile is a mobile print/scan application. With Sharpdesk Mobile, users can import documents scanned on the MFP to their mobile devices for previewing and saving. And files on a mobile device can be printed out on the MFP, sent as e-mail attachments, or used in other applications.

* Availability varies by country/region. For details, see the Sharpdesk Mobile support website:
https://global.sharp/products/copier/docu_solutions/mobile/sharpdesk_mobile/

Easy-to-Use Control Panel

The MFP has a user-friendly control panel. Next to it are two LED lamps: one red, one green. These light up to notify you—even from a distance—of the status of the machine.




COPY/PRINT

Efficient Output

This MFP delivers a fast output of 45/35 ppm*. The first copy comes out in 8.5/9.0 seconds, saving you valuable time when performing multiple short-run jobs. The MFP's warm-up time of 29 seconds brings added efficiency and reduces overall energy consumption.

* A4 (8 1/2" x 11"), short-edge feeding



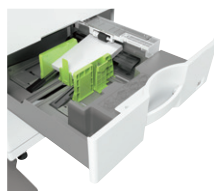
Ample Paper Capacity

A 500-sheet tray and 50-sheet multi bypass tray come standard. An optional 600-sheet paper feed unit is available for a total paper capacity of 1,150 sheets.



Accommodates Various Paper Sizes

A wide variety of paper sizes, including A6, are accommodated by the standard tray, as well as by the multi bypass tray. The optional paper feed unit and multi bypass tray handle legal-size paper and paper up to 220 g/m² thick.



SCAN/FAX

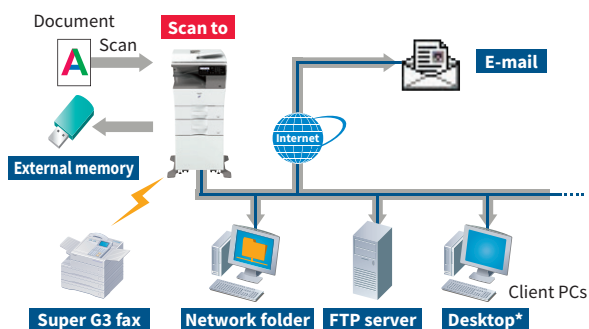
Full-Colour Network Scanning

This MFP works as a full-colour network scanner and supports TIFF, PDF, and JPEG file formats. Converting any type of paper-based document into an editable digital file is as easy as making a copy.



Multiple Scan Destinations

You can choose different ways to distribute your scanned documents: for example, send as an e-mail attachment or scan directly to an FTP server for storage.



* Requires Network Scanner Tool Lite.

Scanner Program Keys

Scanner Program Keys on the control panel enable users to register frequently used scan settings and destinations for easy, one-touch recall.

ID Card Copy

The MFP has a dedicated key for easy copying of both sides of a card (ID cards, credit cards, etc.) onto a single page.



PCL 6 and PostScript® 3™

For enhanced font compatibility and improved graphics handling, the MFP supports both PCL 6 and PostScript 3.

Network Interface

Fast, powerful networking capability is provided via the 1000Base-T gigabit Ethernet standard.

Automatic Document Feeder

A standard-equipped 50-sheet RSPF (reversing single pass feeder) scans at 40 opm* (one-sided) and enables efficient duplex copying of paper sizes ranging from A4 to A6.

* Originals per minute; when feeding A4 (8 1/2" x 11") sheets

Business Card Scanning

The MFP easily scans batches of up to 25 business cards* with its RSPF and can be used with commercially available business card scan software to create business card databases.

* One-sided scanning



Network Scanner Tool Lite

This software makes it easy to scan documents with the MFP and save them in designated folders on your PC, without the need for complicated settings.

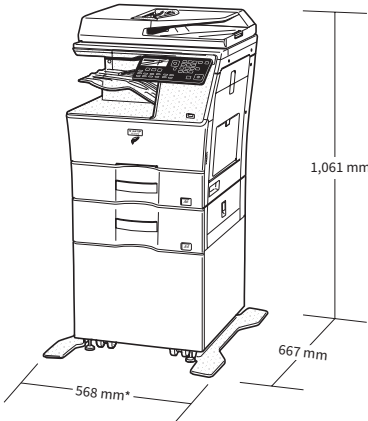
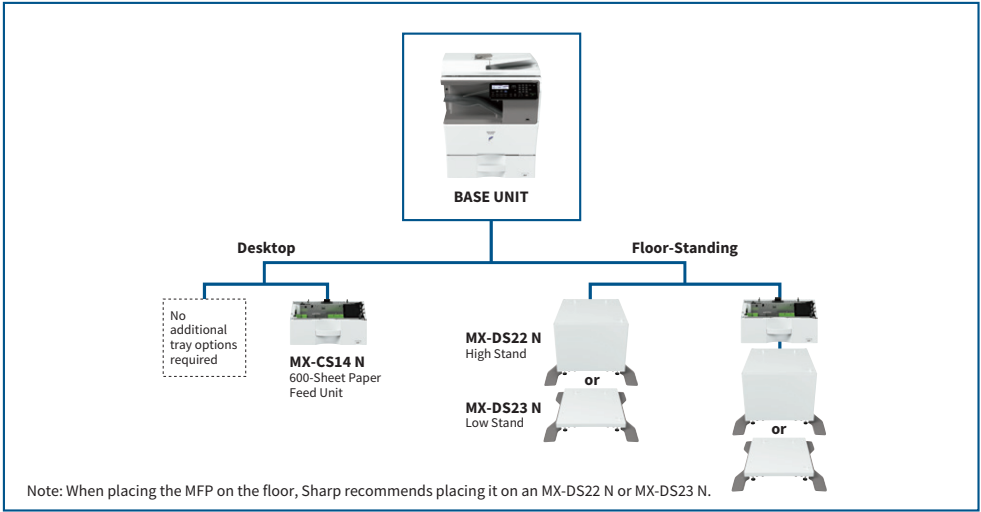
Versatile Fax Functions

- **Super G3 Fax** function
- **PC-Fax** lets you send documents created on a PC directly to a recipient's fax machine via a phone line without printing to paper
- **Fax destination confirmation** allows users to reconfirm fax numbers before sending to prevent transmission errors
- **Inbound routing** lets you forward received faxes via the network to a shared folder or e-mail address without printing to paper
- **Speed dial keys** register up to 300 numbers

SPECIFICATIONS

General		Printer	
Type	Desktop	Resolution	600 x 600 dpi
Engine speed	A4 (8 1/2" x 11")*1: Max. 45/35 ppm	Interface	USB 2.0 (host, high-speed), 10Base-T/100Base-TX/1000Base-T, wireless LAN (IEEE 802.11 n/g/b)
Control panel display	5-line LCD	Supported OS	Windows Server® 2008, Windows Server® 2008 R2, Windows Server® 2012, Windows Server® 2012 R2, Windows Server® 2016, Windows Server® 2019, Windows® 7, Windows® 8.1, Windows® 10, Mac OS 10.6, 10.7, 10.8, 10.9, 10.10, 10.11, 10.12, 10.13, 10.14, 10.15
Paper size	Max. A4 (8 1/2" x 14"), min. A6 (5 1/2" x 8 1/2")	Network protocols	TCP/IP
Paper capacity	Standard: 550 sheets (500-sheet tray and 50-sheet multi bypass tray) Maximum: 1,150 sheets (550 sheets & optional 600-sheet tray)	Printing protocols	LPR, Raw TCP (port 9100), FTP for downloading print files, IPP, WSD
Paper weight	Tray 1: 60 g/m² to 105 g/m² (16 lbs bond to 28 lbs bond) Tray 2 (MX-CS14 N): 55 g/m² to 220 g/m² (13 lbs bond to 80 lbs cover) Multi bypass tray: 55 g/m² to 220 g/m² (13 lbs bond to 80 lbs cover)	PDL	PCL 6 emulation, PostScript® 3™ emulation
Warm-up time*2	29 sec.	Available fonts	80 fonts for PCL, 136 fonts for PostScript 3 emulation
Memory	1 GB (copy/print shared)	Facsimile	
Power requirements	Rated local AC voltage ±10%, 50/60 Hz	Compression method	MH/MR/MMR/JBIG
Power consumption	Max. 1.84 kW (220 V to 240 V)	Communication protocol	Super G3/G3
Dimensions (W x D x H)*3	492 x 517 x 560 mm (19 3/8" x 20 23/64" x 22 1/16")	Transmission time	Less than 3 seconds*9
Weight (approx.)	29 kg (64.0 lbs)	Modem speed	33,600 bps to 2,400 bps with automatic fallback
Copier		Transmission resolution	From Standard (203.2 x 97.8 dpi) to Super Fine (203.2 x 391 dpi)
Original paper size	Max. A4 (8 1/2" x 14")	Recording size	A4 to A5 (8 1/2" x 14" to 5 1/2" x 8 1/2")
First copy time*4	8.5/9.0 sec.	Memory	64 MB (built-in)
Continuous copy	Max. 999 copies	Greyscale levels	Equivalent to 256 levels
Resolution	Scan: 600 x 600 dpi, 600 x 300 dpi Print: 600 x 600 dpi	*1: Short-edge feeding.	
Gradation	Equivalent to 256 levels	*2: In a standard measurement environment. May vary depending on operating conditions and environment.	
Zoom range	25% to 400% (25% to 200% using RSPF) in 1% increments	*3: Including adjusters and protuberances.	
Preset copy ratios	Metric: 8 ratios (4R/4E), inch: 5 ratios (3R/2E)	*4: Short-edge feeding of A4 (8 1/2" x 11") sheets from 1st paper tray, using document glass, MFP in fully ready condition. May vary depending on operating conditions and environment.	
Scanner		*5: Scan speed will vary depending on the type of document, the scan settings, operating conditions, and environment. Based on Sharp's A4 standard chart, using document feeder, short-edge feeding, one-sided scanning, and factory default settings.	
Scan method	Push scan (via control panel) Pull scan (TWAIN-compliant application)	*6: Resolution will vary depending on the size of the scanned area.	
Scan speed*5	Colour: Max. 13 originals/min. B/W: Max. 40 originals/min.	*7: Colour/greyscale only.	
Resolution	Push scan: 100, 150, 200, 300, 400, 600 dpi Pull scan: 75, 100, 150, 200, 300, 400, 600 dpi 50 dpi to 9,600 dpi via user setting*6	*8: Requires Network Scanner Tool Lite.	
File formats	TIFF, PDF, JPEG*7	*9: Based on Sharp's standard chart with approx. 700 characters (A4 or 8 1/2" x 11" short-edge feeding) at standard resolution in Super G3 mode, 33,600 bps, JBIG compression.	
Scan destinations	Scan to e-mail/desktop*/FTP server/network folder (SMB)/USB drive	• Design and specifications are subject to change without prior notice.	
		• PCL is a registered trademark of Hewlett-Packard Company. PostScript 3 is either a registered trademark or trademark of Adobe in the US and/or other countries. Windows Server and Windows are either registered trademarks or trademarks of Microsoft Corporation in the US and/or other countries. Mac is a trademark of Apple Inc., registered in the US and other countries. All other brand names and product names may be trademarks or registered trademarks of their respective owners.	

SYSTEM CONFIGURATION



MX-B450W shown with optional equipment.

Certain optional equipment may not be available in some areas.

Distributed by:

